

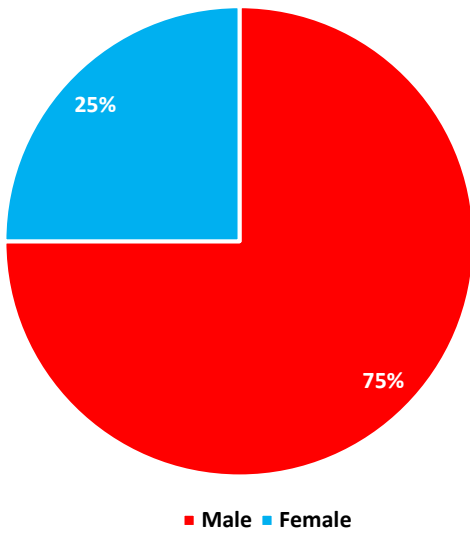
BACKGROUND

Philadelphia County, Pennsylvania is an urban county with a total combined population of over 4.73 million people (2.24 million males and 2.49 million females) from 2016-2018. During those three years, Philadelphia County had 493 suicide deaths (370 males and 123 females) at a rate of 10.4 suicide deaths per 100,000 people. The Pennsylvania Violent Death Reporting System (PAVDRS) worked closely with the Bureau of Health Statistics and Registries, the Philadelphia Medical Examiner’s Office, and the Philadelphia Police Department to gather detailed information about each violent death. Below are some results of those collaborations.

In Philadelphia County, approximately 14 suicide deaths occurred every month.

Characteristics of Suicide Victims

Sex of Victims:

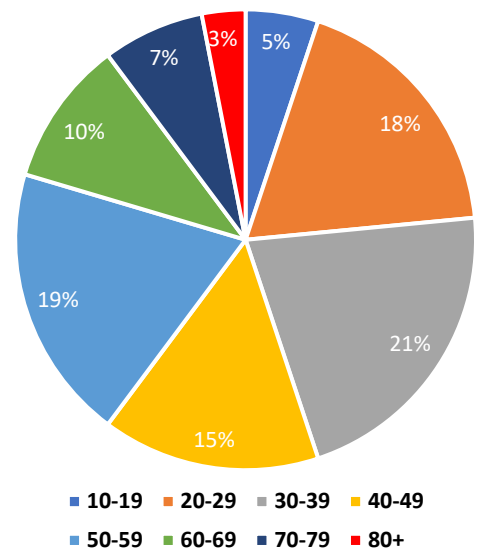


- In Philadelphia County, males were 3 times more likely to die by suicide than females.
- Philadelphia residents, those in age groups 30-39 and 50-59 were more likely to die by suicide.
- Overall, suicide rates in Philadelphia County were lower than the state average during 2016-2018:

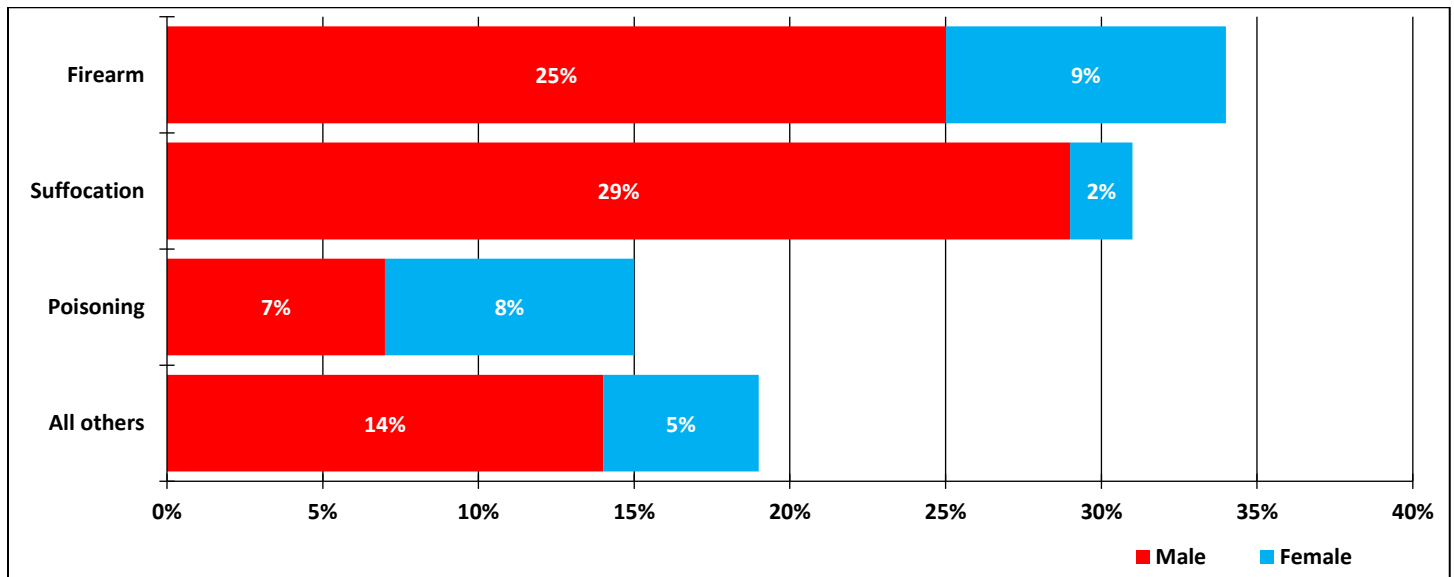
Philadelphia Rates: 10.4 deaths per 100,000 residents (males 16.5 and females 4.9).

Pennsylvania Rates: 13.9 deaths per 100,000 residents (males 21.9 and females 6.2).

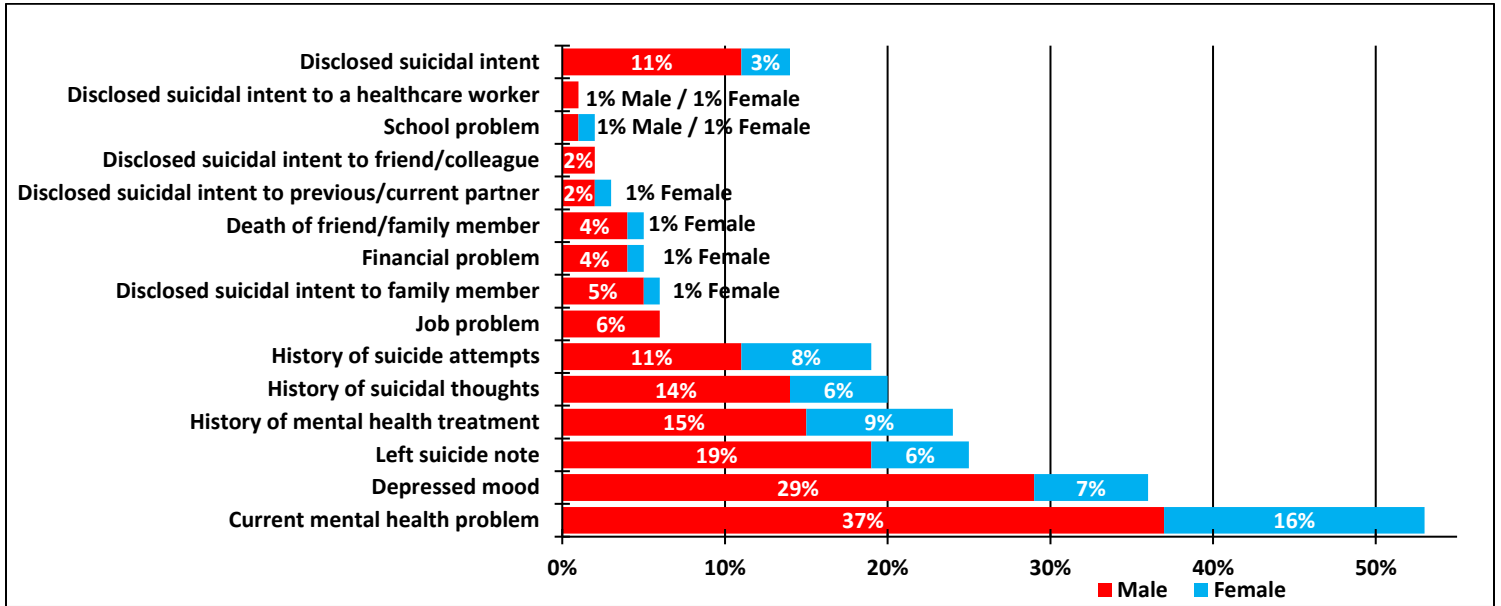
Age of Victims:



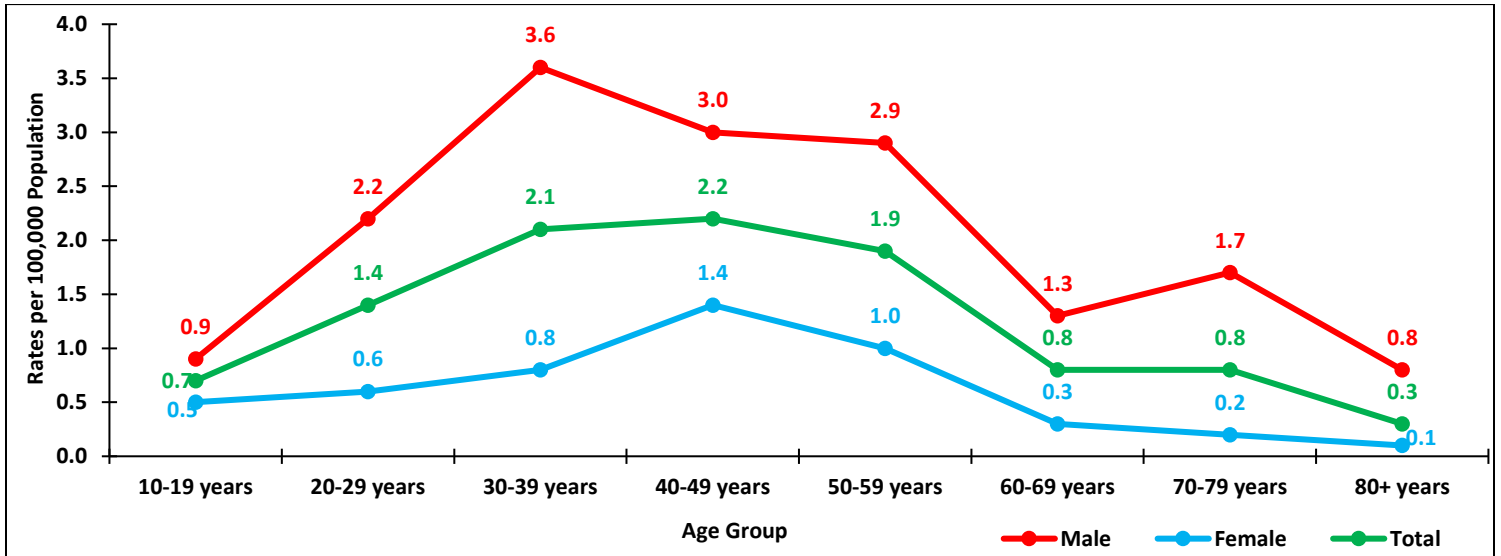
Leading Cause of Suicide Deaths by Sex:



Most Common Precipitating Circumstances:



Age-adjusted Rates:



Percentages may not add up to 100% due to rounding.

The PAVDRS program is a state level surveillance system funded and overseen by the Centers for Disease Control and Prevention (CDC). It is part of the larger National Violent Death Reporting System (NVDRS). There is a Violent Death Reporting System in all 50 states and some US territories. The PAVDRS program collects data on suicides, homicides, deaths of undetermined intent, and accidental firearm deaths. The program is required to collect data directly from death certificates, coroners/medical examiners, and law enforcement. These sources contribute to a comprehensive understanding of each violent death. The program tries to understand what was happening in the victim's life leading up to their death. PAVDRS/NVDRS data is used for research, policymaking, and, ultimately, to develop violence prevention programs and strategies that will enhance community safety. For more information about the PAVDRS program, please call 717-787-5900 or email RA-DHPAVDRS@pa.gov

This report was supported by Cooperative Agreement Number CE19-1905 from the Centers for Disease Control and Prevention. The findings and conclusions in this report are those of the authors and do not necessarily represent the official position of the Centers for Disease Control and Prevention