



SUICIDE DEATHS IN PENNSYLVANIA, 2016

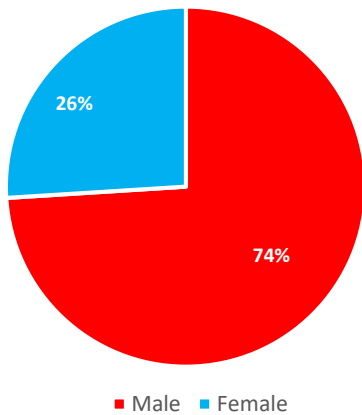
BACKGROUND

In 2016, the Pennsylvania Violent Death Reporting System (PAVDRS) collected data on 871 suicide deaths (642 males and 229 females) from the following 10 counties: Adams, Allegheny, Chester, Delaware, Lehigh, Luzerne, Montgomery, Philadelphia, Westmoreland and York. PAVDRS worked closely with coroners, medical examiners, and law enforcement from the 10 counties listed above to gather detailed information about each violent death. Below are some results of that collaboration.

Approximately 17 suicide deaths occurred every week in the 10 counties.

Characteristics of Suicide Victims

Sex of Victims

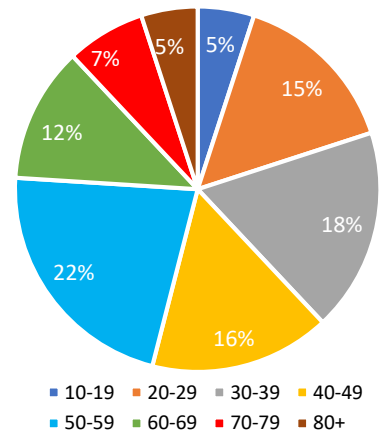


- Data from the 10 counties showed that males were three times more likely to die by suicide than females. Nationally, males die by suicide at a rate more than three and a half times that of females¹.
- People between 50-59 years of age were four times more likely to die by suicide than those aged 10-19 and aged 80 and older in Pennsylvania in 2016.
- Overall, suicide rates in Pennsylvania were lower than the national average:

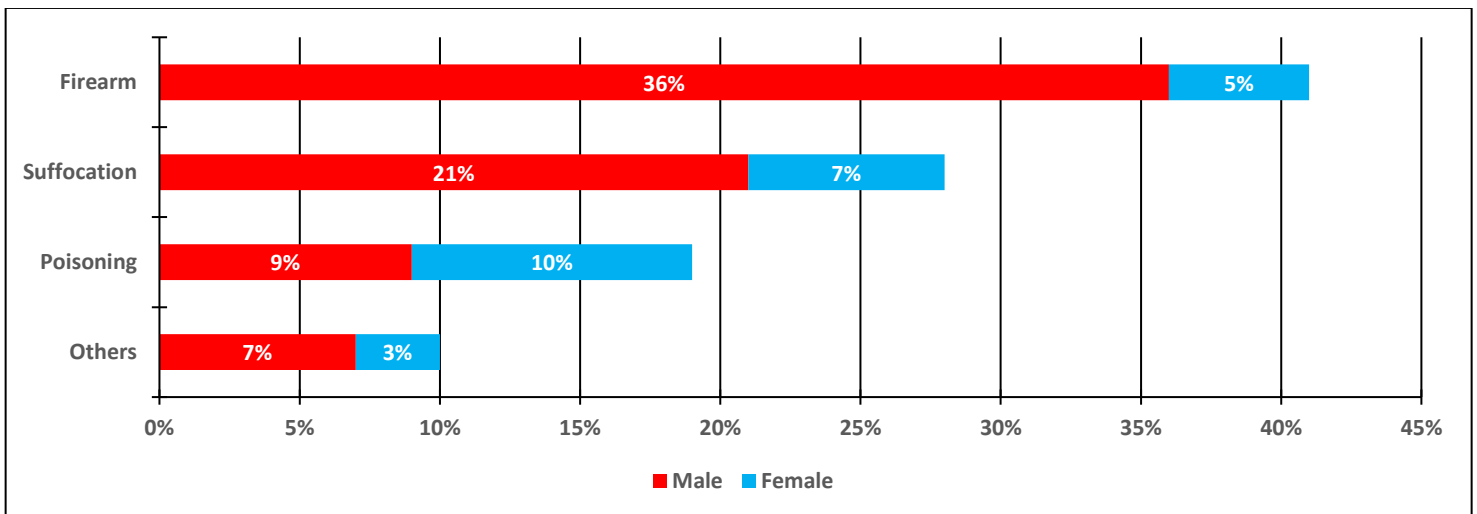
Pennsylvania Rates: 7 deaths per 100,000 population (Males 10 and Females 3).

National Rates: 13 deaths per 100,000 population (Males 21 and Females 6).

Age of Victims

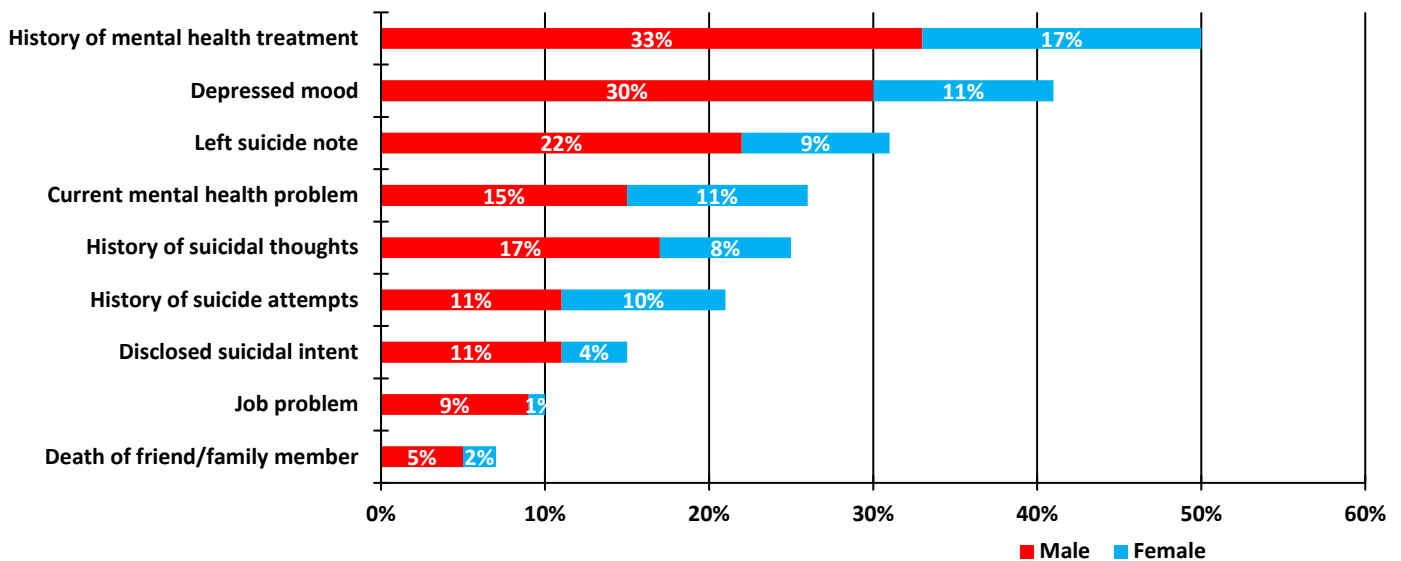


Percentage of All Suicide Deaths due to the Leading Causes by Gender:

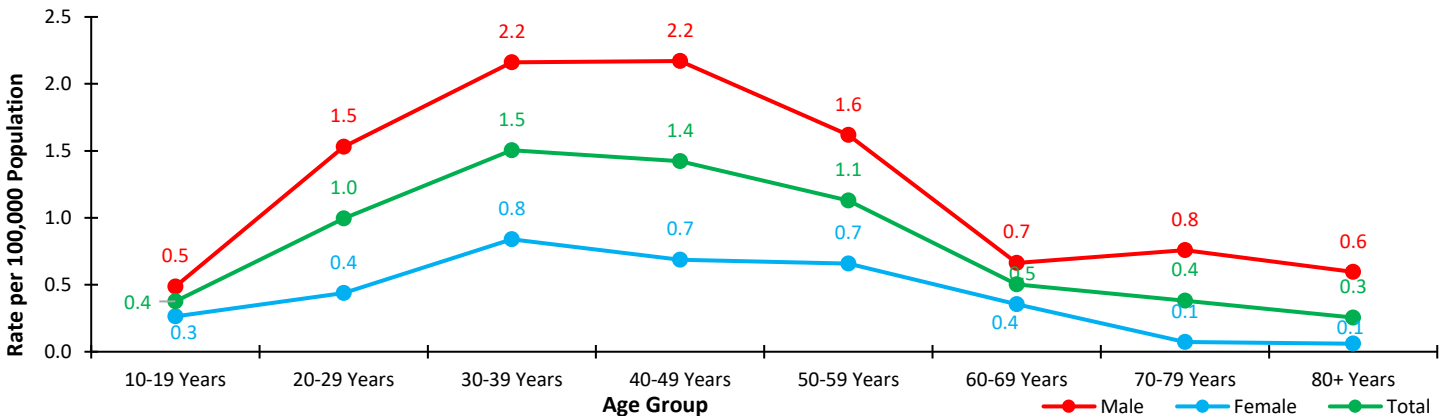


This report was supported by Cooperative Agreement Number CE19-1905 from the Centers for Disease Control and Prevention. The findings and conclusions in this report are those of the authors and do not necessarily represent the official position of the Centers for Disease Control and Prevention.

Percentage of Suicide Victims Affected by Common Circumstances:



Age-Adjusted Rates:



NOTE: The data included in this report were collected from **only 10** of the 67 counties in Pennsylvania. Therefore, the content of this report **does not** represent the entire state of Pennsylvania, but only the deaths that occurred within those 10 reporting counties listed on the first page.

1. National Center for Health Statistics, "Suicide Mortality in the US, 1999-2017. Centers for Disease Control and Prevention (CDC), Nov. 2018. Accessed on July 10, 2019 from <https://www.cdc.gov/nchs/products/databriefs/db330.htm#ref3>

PAVDRS is a state level surveillance system funded and overseen by the Centers for Disease Control and Prevention (CDC). The program is part of the larger National Violent Death Reporting System (NVDRS). There is now a Violent Death Reporting System in each of the 50 states and some U.S. territories. PAVDRS collects data on suicides, homicides, and deaths of undetermined intent. PAVDRS is required to collect data directly from death certificates, coroners/medical examiners, and law enforcement. The goal is to use these three sources to develop the most comprehensive understanding possible of each violent death. PAVDRS tries to understand what was going on in the victim's life leading up to their death. PAVDRS/NVDRS data is used for research, policy-making, and ultimately to develop violence prevention programs and strategies that will enhance community safety. For more information about PAVDRS, please call 717-787-5900 or email RA-DHPAVDRS@pa.gov

This report was supported by Cooperative Agreement Number CE19-1905 from the Centers for Disease Control and Prevention. The findings and conclusions in this report are those of the authors and do not necessarily represent the official position of the Centers for Disease Control and Prevention.