

SUICIDE DEATHS IN PENNSYLVANIA, 2020

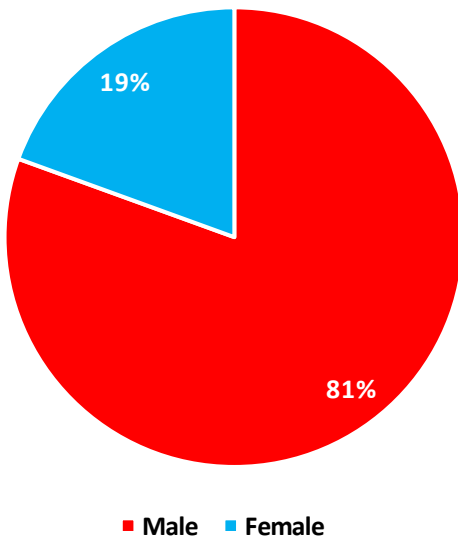
BACKGROUND

The Pennsylvania Violent Death Reporting System (PAVDRS) collected death certificate data for 1,711 suicide deaths (1,378 males and 333 females) from all 67 counties in 2020. PAVDRS staff reviewed over 2,800 violent death cases in 2020 and 61% were suicides. PAVDRS staff also collected reports from coroners and medical examiners in 39 counties, including: Adams, Allegheny, Armstrong, Berks, Blair, Bradford, Bucks, Cambria, Carbon, Centre, Chester, Clarion, Clearfield, Clinton, Crawford, Dauphin, Delaware, Erie, Fayette, Forest, Franklin, Greene, Indiana, Jefferson, Lackawanna, Lancaster, Lehigh, Luzerne, Mercer, Mifflin, Montgomery, , Perry, Philadelphia, Schuylkill, Somerset, Susquehanna, Union, Westmoreland, and York. Program staff collected law enforcement reports from the Pennsylvania State Police and police departments/county clerks in 64 counties. The PAVDRS program worked closely with these partners and the Bureau of Health Statistics and Registries to gather detailed information about each violent death. Below are some results of those collaborations.

In 2020, Pennsylvania averaged almost 5 suicide deaths per day.

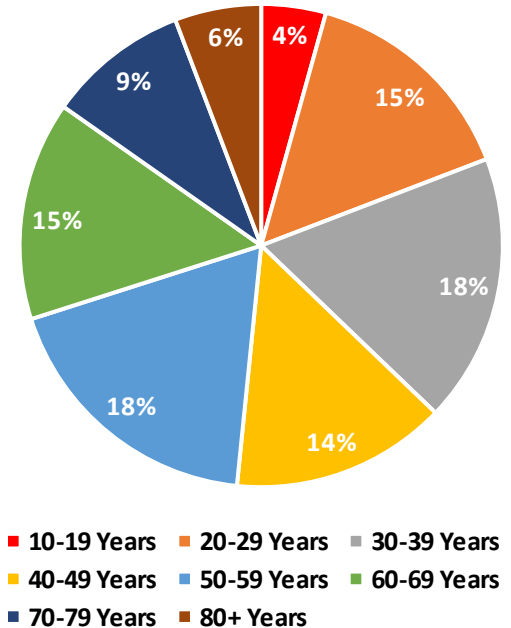
Characteristics of Suicide Victims

Sex of Victims:

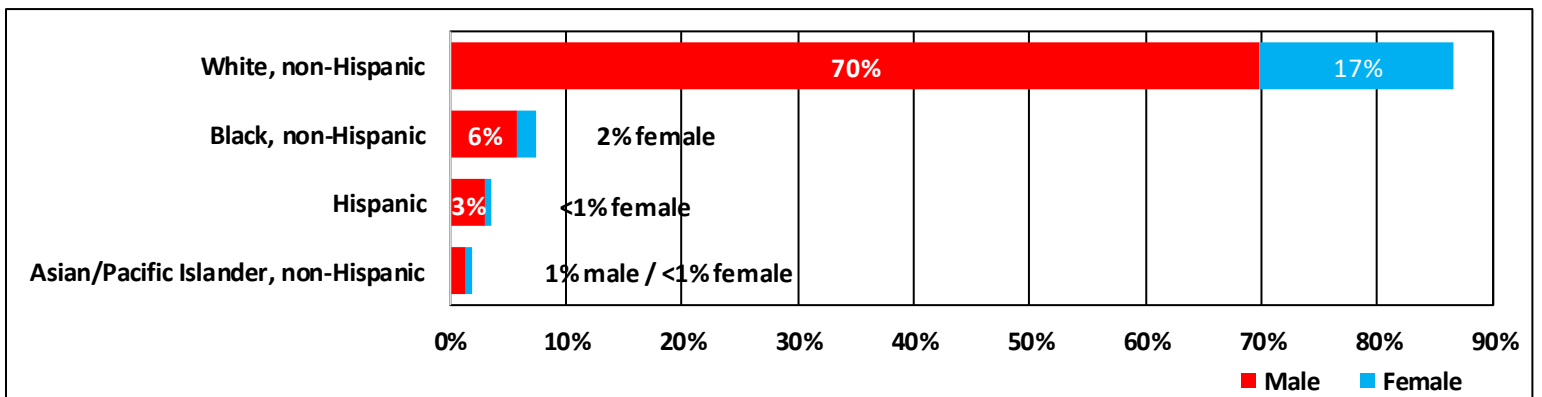


- Data from all 67 counties showed that males were over 4 times more likely to die by suicide than females. Nationally, males also die by suicide at a rate of over 4 times that of females¹.
- Overall, suicide rates in Pennsylvania were slightly lower than national average:
 - Pennsylvania Crude Rates:** 13.2 deaths per 100,000 population (males 21.5 and females 5.1).
 - National Rates:** 13.3 deaths per 100,000 population (males 21.7 and females 5.1)¹.

Age of Victims:

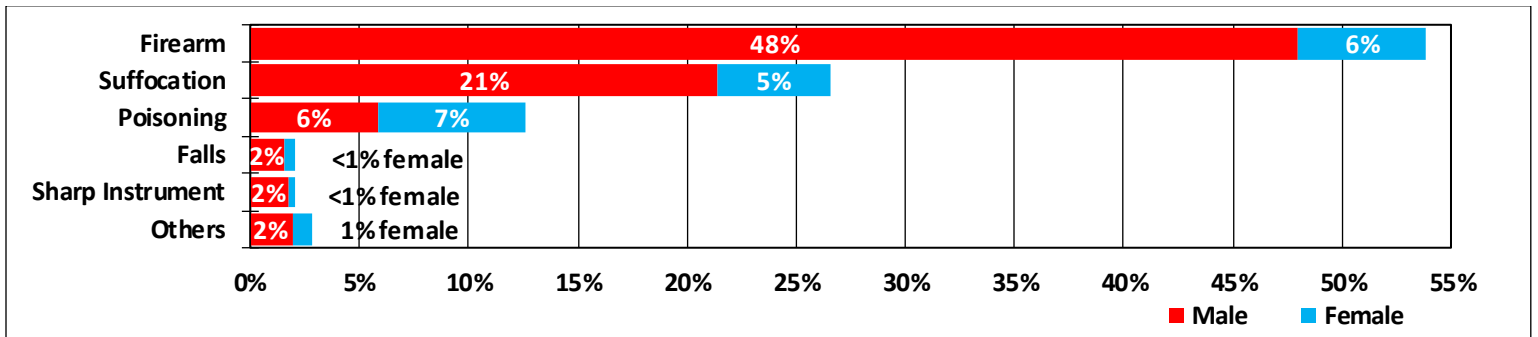


Characteristics of Suicide Victims by Race/Ethnicity and Sex:

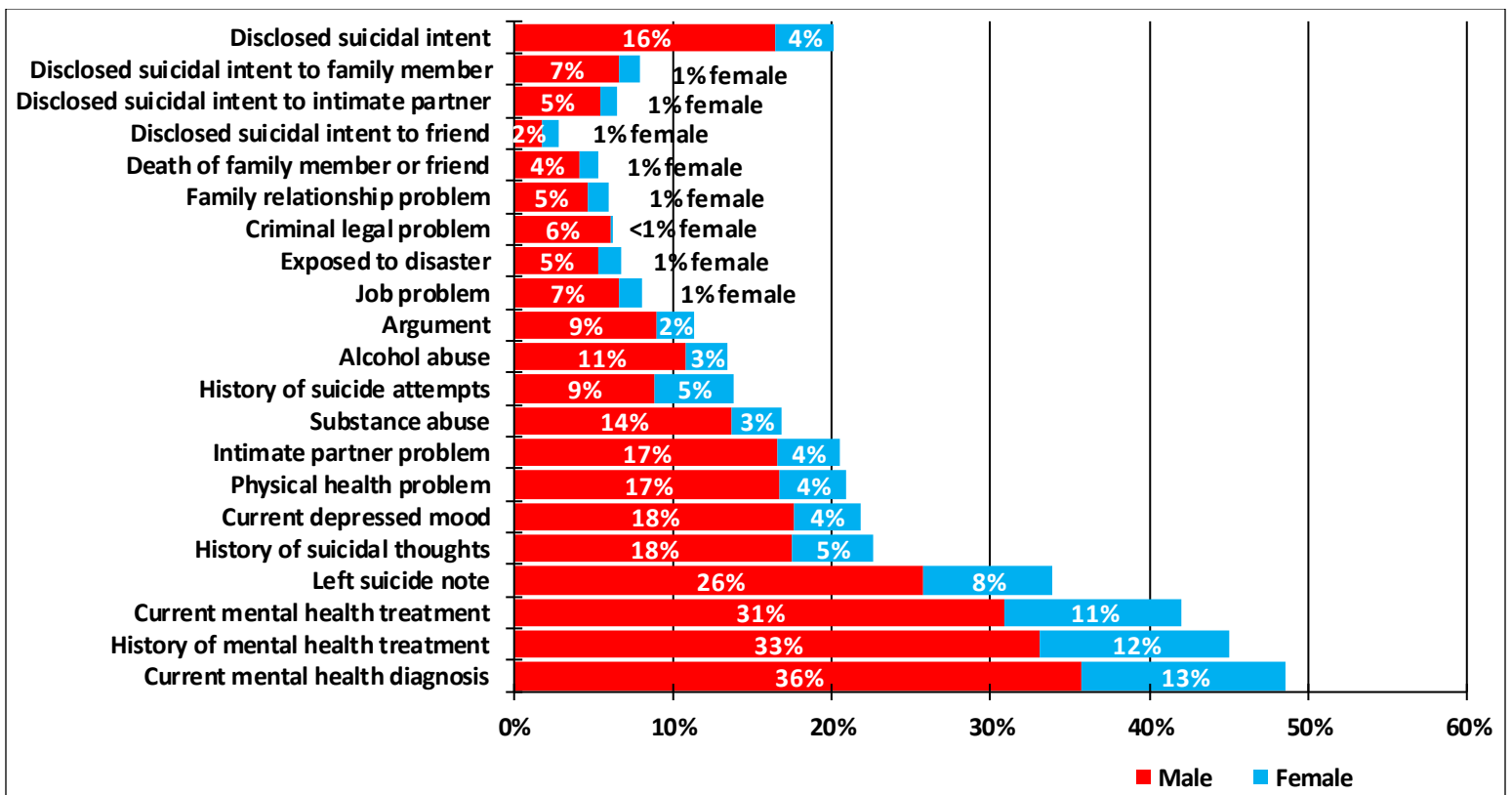


This report was supported by Cooperative Agreement Number CE19-1905 from the Centers for Disease Control and Prevention. The findings and conclusions in this report are those of the authors and do not necessarily represent the official position of the Centers for Disease Control and Prevention.

Leading Cause of Suicide Deaths by Sex:



Most Common Precipitating Circumstances:



Notes: The denominator for Most Common Precipitating Circumstances is the sum of CME and LE records that have information about the circumstances associated with the violent death. Percentages may not add up to 100% due to rounding.

- Centers for Disease Control and Prevention, WISQARS, Fatal Injury Reports, National, Regional and State: <https://wisqars.cdc.gov/fatal-reports>

The PAVDRS program is a state level surveillance system funded and overseen by the Centers for Disease Control and Prevention (CDC). It is part of the larger National Violent Death Reporting System (NVDRS). The PAVDRS program collects data on suicides, homicides, deaths of undetermined intent, and accidental firearm deaths. The program is required to collect data directly from death certificates, coroners/medical examiners, and law enforcement. These sources contribute to a comprehensive understanding of each violent death. PAVDRS/NVDRS data is used for research, policymaking, and, ultimately, to develop violence prevention programs and strategies that will enhance community safety. For more information about the PAVDRS program, please call 717-787-5900 or email RA-DHPAVDRS@pa.gov