

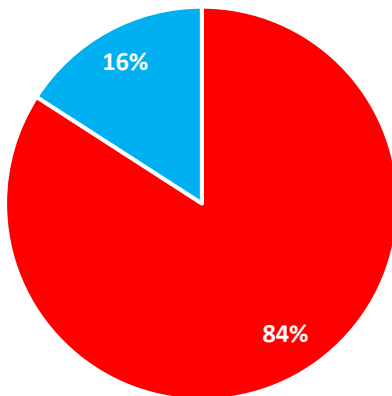
BACKGROUND

Allegheny County, Pennsylvania is an urban county with a total combined population of approximately 3.7 million people (over 1.8 million males and 1.9 million females) from 2016-2018. During those three years, Allegheny County had 321 homicide deaths (270 males and 51 females) at a rate of 8.8 homicide deaths per 100,000 people. The Pennsylvania Violent Death Reporting System (PAVDRS) worked closely with the Bureau of Health Statistics and Registries, the Allegheny County Office of the Medical Examiner, and Allegheny County law enforcement to gather detailed information about each violent death. Below are some results of those collaborations.

Allegheny County averaged 9 homicide deaths every month during 2016-2018.

Characteristics of Homicide Victims

Sex of Victims:



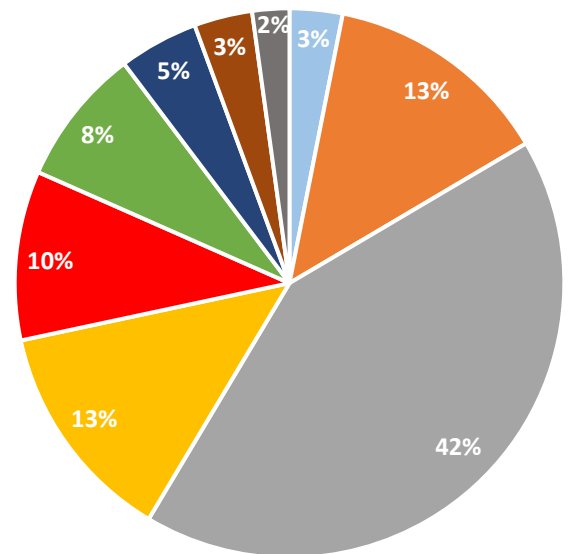
■ Male ■ Female

- In Allegheny County, males were over 5½ times more likely to die by homicide than females.
- Allegheny male residents, ages 70-79, were 3½ more likely to die by homicide compared to Pennsylvania male residents, ages 70-79.
- Overall, homicide rates in Allegheny County were higher than the state average:

Allegheny Crude Rates: 8.8 deaths per 100,000 residents (males 15.2 and females 2.7).

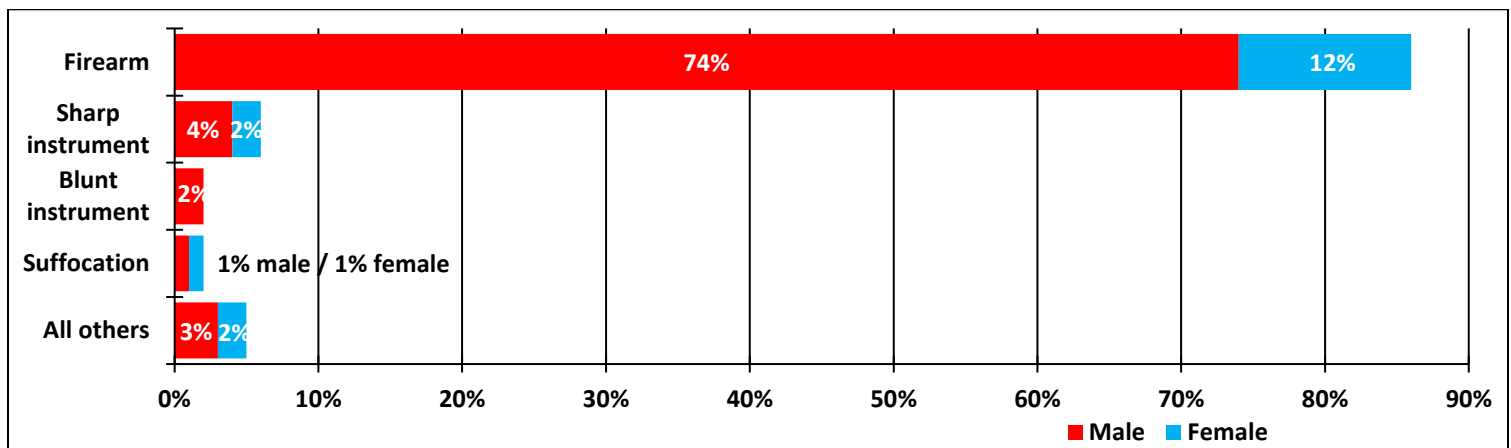
Pennsylvania Crude Rates: 5.6 deaths per 100,000 residents (males 9.4 and females 2.0).

Age of Victims:



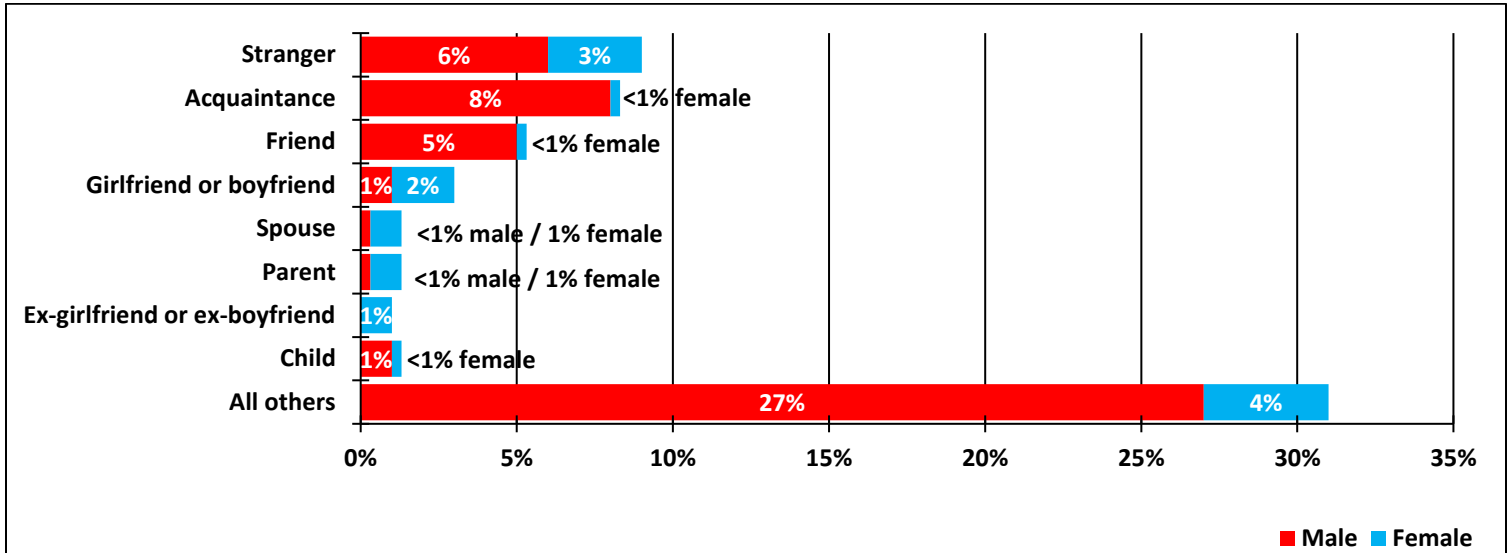
■ 0-9 ■ 10-19 ■ 20-29 ■ 30-39 ■ 40-49
■ 50-59 ■ 60-69 ■ 70-79 ■ 80+

Leading Cause of Homicide Death by Sex:

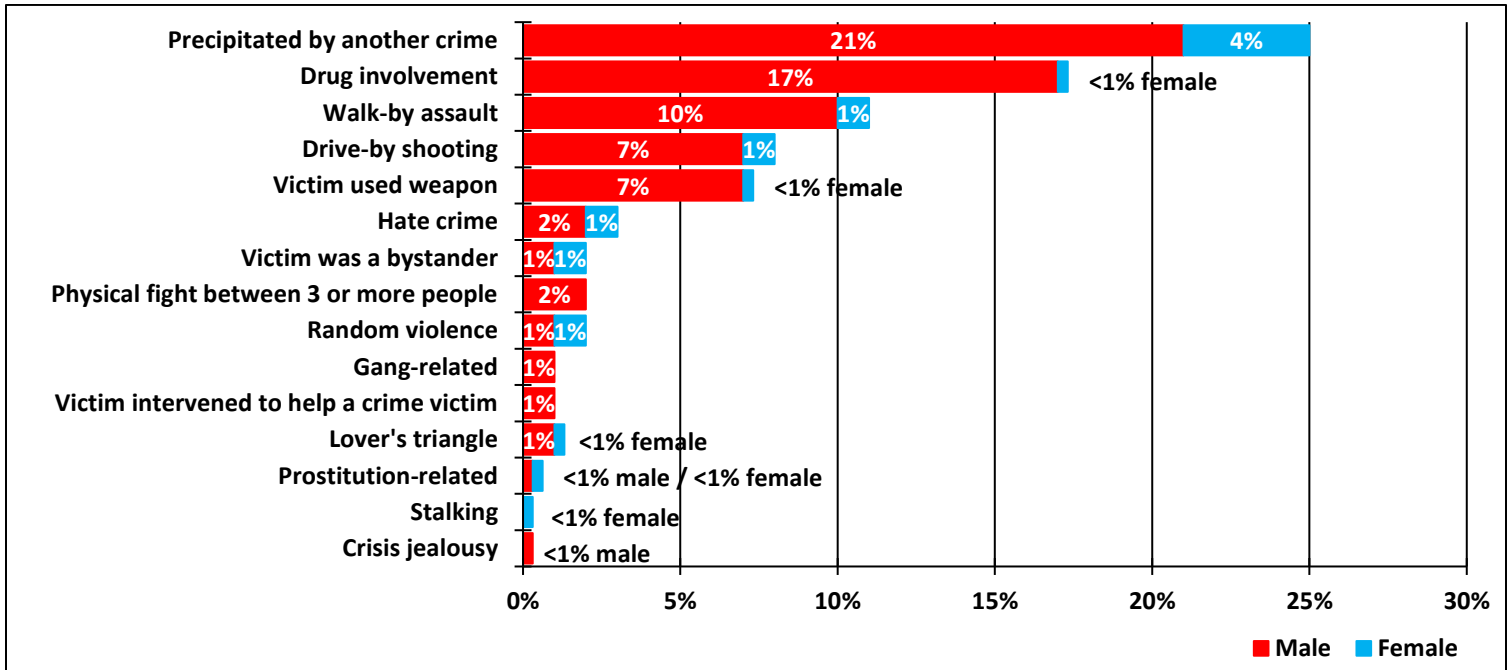


■ Male ■ Female

Most Common Relationships Between Victims and Perpetrators:



Most Common Precipitating Circumstances:



Percentages may not add up to 100% due to rounding.

The PAVDRS program is a state level surveillance system funded and overseen by the Centers for Disease Control and Prevention (CDC). The program is part of the larger National Violent Death Reporting System (NVDRS). The PAVDRS program collects data on suicides, homicides, deaths of undetermined intent and accidental firearm deaths. The program is required to collect data directly from death certificates, coroners/medical examiners, and law enforcement. These three sources contribute comprehensive understanding of each violent death. PAVDRS/NVDRS data is used for research, policymaking, and ultimately to develop violence prevention programs and strategies that will enhance community safety. For more information about the PAVDRS program, please call 717-787-5900 or email RA-DHPAVDRS@pa.gov

This report was supported by Cooperative Agreement Number CE19-1905 from the Centers for Disease Control and Prevention. The findings and conclusions in this report are those of the authors and do not necessarily represent the official position of the Centers for Disease Control and Prevention.