

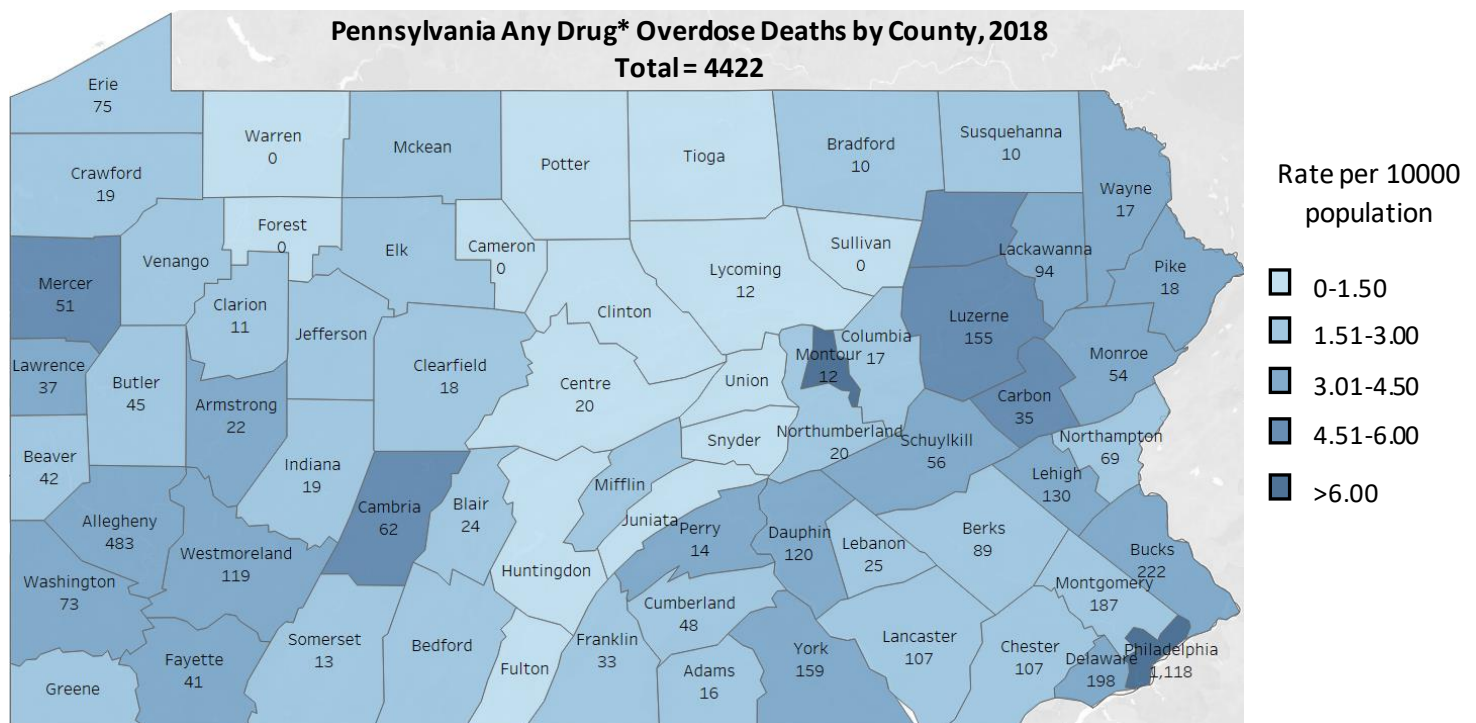
Fatal and Non-fatal Drug Overdoses in Pennsylvania, 2018

Through the Centers for Disease Control and Prevention-funded Enhanced State Opioid Overdose Surveillance and Overdose Data to Action grants, the Pennsylvania Department of Health (DOH) has collected both fatal and non-fatal overdose data for the past four years from a variety of sources†.

In 2018, the DOH identified 4422 drug overdose deaths in Pennsylvania. Key findings from 2018 include:

- Drug overdose deaths in Pennsylvania decreased 18% in 2018 when compared to 2017.
- On average, approximately 12 Pennsylvanians died from a drug overdose every day in 2018.
- Of the 4422 drug overdose deaths in 2018, approximately 84.5% (3737) were confirmed to be opioid-related, a 19% decrease compared to 2017 (4631).
 - Of the 3737 confirmed opioid-related overdoses, 37% also involved a stimulant such as cocaine and/or methamphetamine contributing to their cause of death.
- Based on death record data, over half of drug overdose deaths occurred in the decedent's own home (56%), highlighting the importance of getting naloxone into the hands of community members, particularly friends and family of people who use opioids.
- 29% of overdose deaths occurred among those 25-34 years of age, followed by 26% among those 35-44.
- 81% of drug overdose decedents were white, 13% were black, and 5% were of other or unknown races.
- 92% drug overdose decedents were non-Hispanic, 7% were Hispanic, and <1% were of missing or unknown ethnicities.

The DOH will publish an annual report and additional detailed findings, which will be available on the [PDMP Interactive Data Report](#).

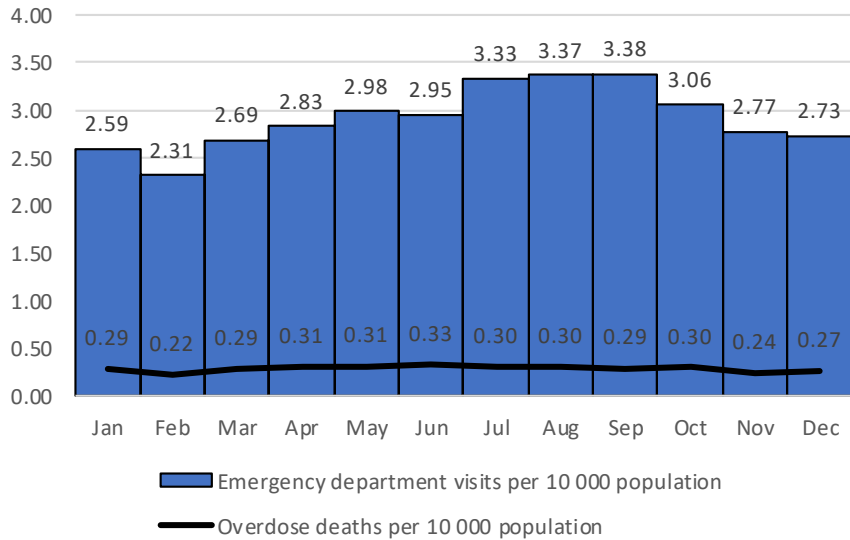


† Fatal overdose data includes death record data from the Bureau of Health Statistics and Registries, as well as toxicology and coroner/medical examiner records data through partnerships with individual county coroners/medical examiners and the Department of Drug and Alcohol Programs. Non-fatal overdose data includes syndromic surveillance data through our partnerships with emergency departments. Counts for counties with deaths counts between 1 and 9 are suppressed.

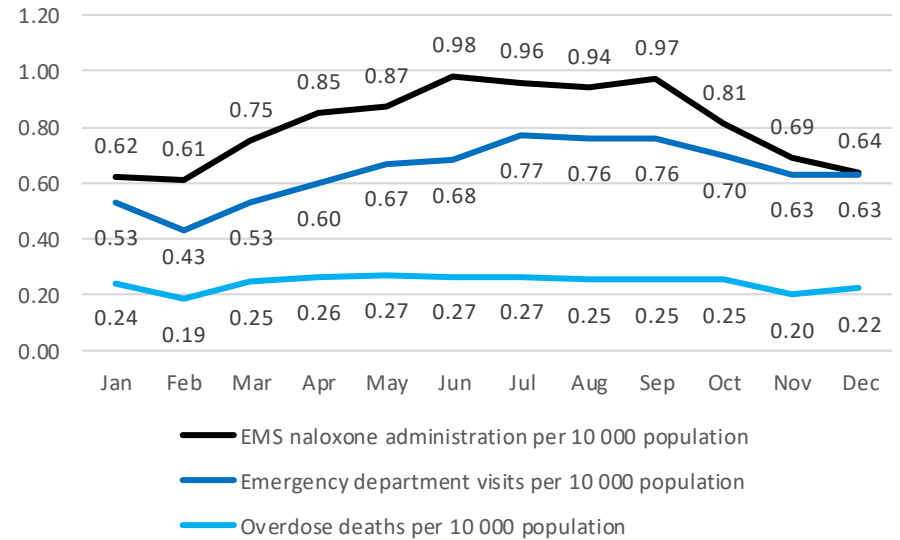
* "Any Drug" overdose deaths include "Accidental" and "Undetermined" overdose deaths from illicit, prescription or over-the-counter drugs, excluding alcohol-only related deaths. Counts do not include "Homicides" or "Suicides". NOTE: For prosecution purposes, some counties certify "Accidental" and/or "Undetermined" overdose deaths as "Homicides".

Fatal and Non-fatal Drug Overdoses in Pennsylvania, 2018

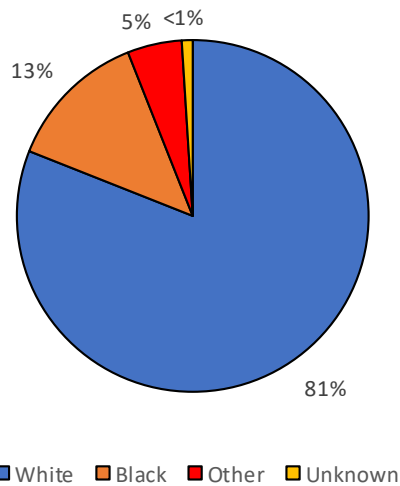
Rate of Fatal and Non-fatal Overdose Trends per 10 000 Population for **Any Drug*** Overdose, by Month, 2018



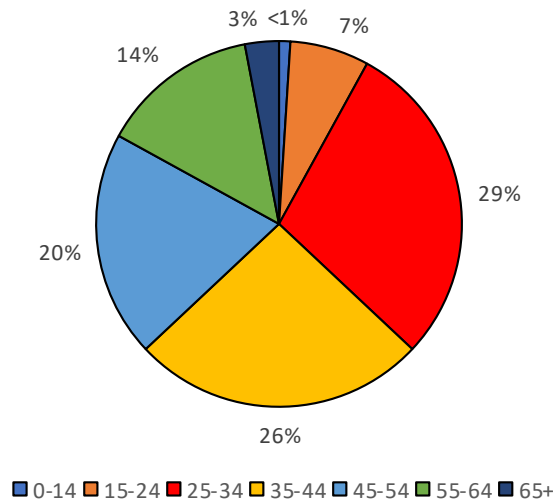
Rate of Fatal and Non-fatal Overdose Trends per 10 000 Population for **Any Opioid§** Overdose, by Month, 2018



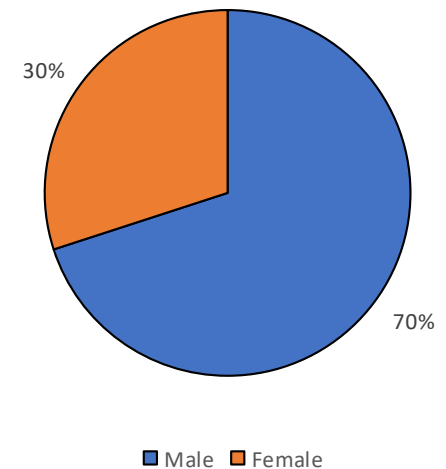
Any Drug Overdose Deaths by Race, 2018



Any Drug Overdose Deaths by Age Group, 2018



Any Drug Overdose Deaths by Gender, 2018



* "Any Drug" Overdoses include overdoses from illicit, prescription or over-the-counter drugs, excluding alcohol-only related overdoses.

§ "Any Opioid" Overdoses include overdoses from illicit or prescription opioids, including heroin and fentanyl.