

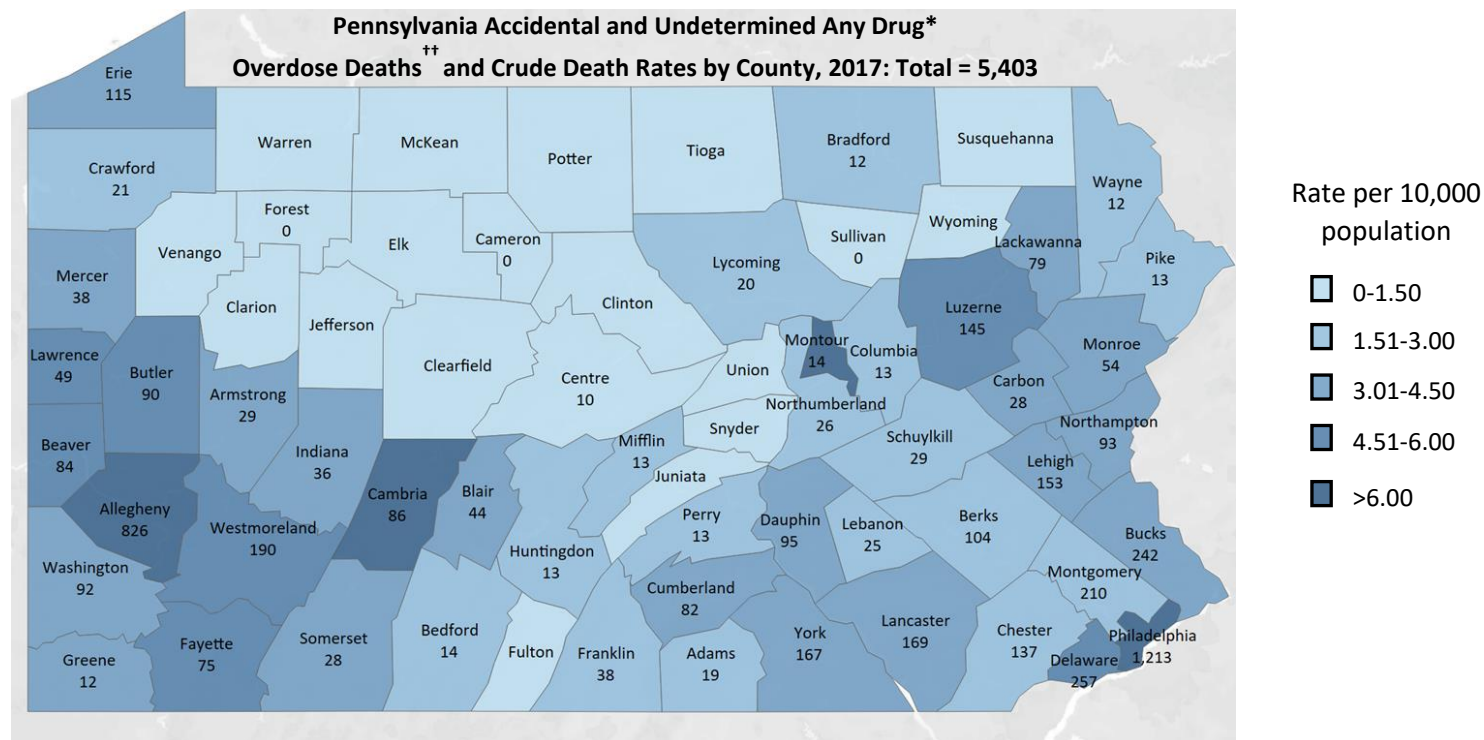
Fatal and Non-fatal Drug Overdoses in Pennsylvania, 2017

Through Centers for Disease Control and Prevention-funded grants, the Pennsylvania Department of Health (DOH) has collected both fatal and non-fatal overdose data for the past two years from a variety of sources[†].

In 2017, the DOH identified 5,403 Accidental and Undetermined Any Drug* overdose deaths in Pennsylvania. Key findings include:

- Drug overdose deaths in Pennsylvania increased by 20 percent in 2017 when compared to 2016 (4,516).
- Of the 5,403 Accidental and Undetermined Any Drug* overdose deaths identified in 2017, 86 percent (4,645) were confirmed to be opioid-related.
 - Of the 4,645 confirmed opioid-related overdose deaths, 36 percent (1,694) also involved a stimulant such as cocaine and/or methamphetamine contributing to their cause of death.
 - In 2017, 6 percent (300) of overdose deaths involved a stimulant without an opioid.
 - Five percent (293) of 2017 overdose deaths are missing toxicology information.
 - Data in 2016 for comparison is not available due to missing or low-quality drug specificity data.
- On average, nearly 15 Pennsylvanians died from a drug overdose every day in 2017.
- Based on death record data, over half of drug overdose deaths occurred in the decedent's own home (56 percent), highlighting the importance of getting naloxone into the hands of community members, particularly friends and family of people who use opioids.
- 71 percent of Any Drug* overdose deaths occurred among males.
- The majority (30 percent) of Any Drug* overdose deaths occurred among those 25–34 years old, followed by 25 percent among those 35–44 years old.
- 83 percent of Any Drug* overdose decedents were White, 11 percent were Black, 5 percent were of all additional races, and less than one percent were of unknown race.
- 93 percent of Any Drug* overdose decedents were non-Hispanic, six percent were Hispanic, and less than one percent were of unknown ethnicity.

Additional detailed findings are available on the [Interactive Data Report](#).

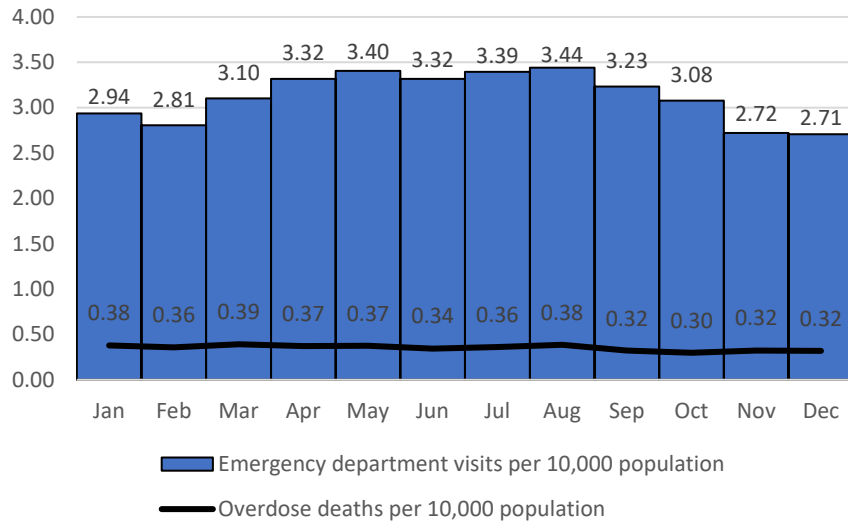


[†] Fatal overdose data includes death record data from the Bureau of Health Statistics and Registries at DOH, as well as toxicology and coroner/medical examiner records data through partnerships with individual county coroners/medical examiners and the Department of Drug and Alcohol Programs. Counts do not include Homicides or Suicides. Non-fatal overdose data includes syndromic surveillance data through our partnerships with emergency departments. Death data for 2017 is current as of October 2019.

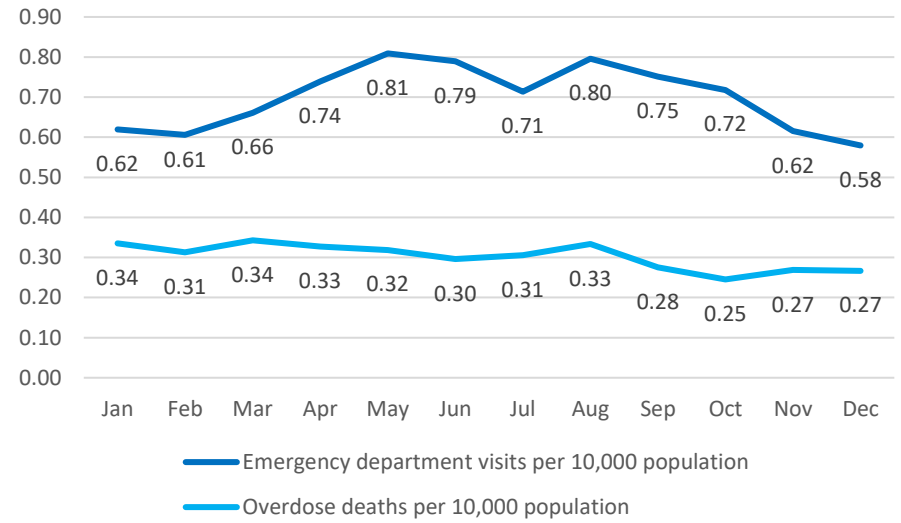
^{††} Counts for counties with overdose death counts between 1 and 9 are suppressed.

Fatal and Non-fatal Drug Overdoses in Pennsylvania, 2017

Rate of Fatal and Non-fatal Overdose Trends per 10,000 Population for **Any Drug*** Overdose, by Month, 2017

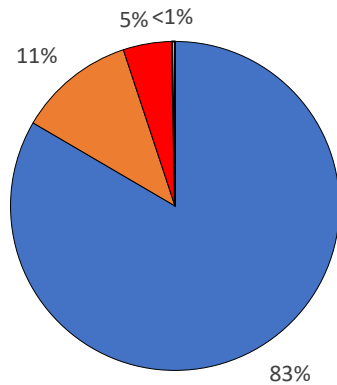


Rate of Fatal and Non-fatal Overdose Trends per 10,000 Population for **Any Opioid§** Overdose, by Month, 2017



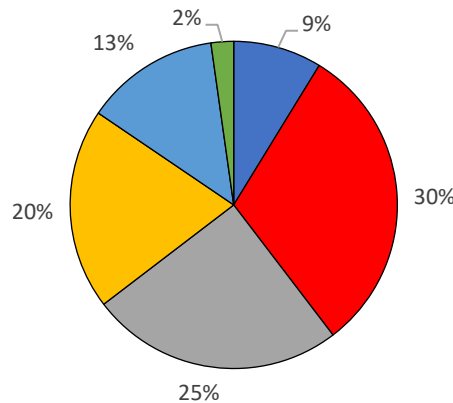
Note: EMS naloxone administration data is not available for 2017.

Any Drug Overdose Deaths by Race, 2017



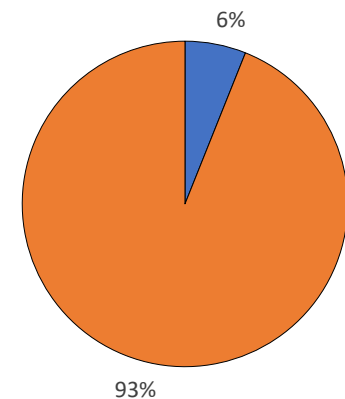
■ White ■ Black ■ All Additional Races ■ Unknown

Any Drug Overdose Deaths by Age Group, 2017



■ 15-24 ■ 25-34 ■ 35-44 ■ 45-54 ■ 55-64 ■ 65+

Any Drug Overdose Deaths by Ethnicity, 2017



■ Hispanic ■ Non-Hispanic

* "Any Drug" Overdoses include overdoses from illicit, prescription or over-the-counter drugs, excluding alcohol-only related overdoses.

§ "Any Opioid" Overdoses include overdoses from illicit or prescription opioids, including heroin and fentanyl.

††Overdose deaths include those with a manner of death of "Accidental" or "Undetermined." Counts/rates do not include "Homicides" or "Suicides." NOTE: For prosecution purposes, some counties certify "Accidental" and/or "Undetermined" overdose deaths as "Homicides."