

## WEEKLY REPORT FOR DEATHS ATTRIBUTED TO COVID-19 ISSUED DECEMBER 10, 2021

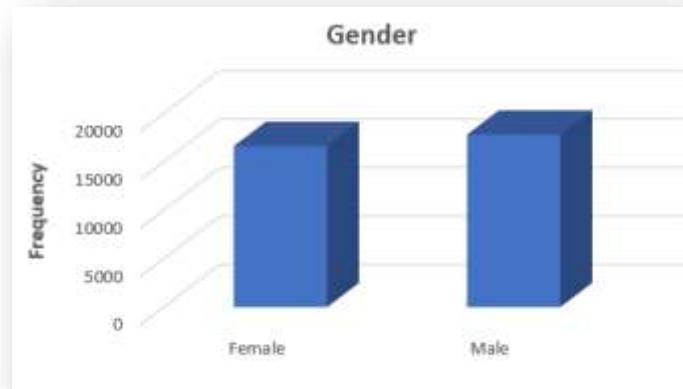
**DEATHS REGISTERED:** 34,415

This report is based on COVID-19 deaths that occurred in Pennsylvania. This information has been extracted from death records registered with the Department's Vital Records Program as of 11:59 pm. Please see [State Registrar Notice \(SRN\) 2020-13](#) for detailed information regarding the reporting of these deaths. These deaths meet the CDC's National Center for Health Statistics guidance.<sup>1</sup> Death records included in this report include laboratory confirmed COVID-19 deaths and clinically confirmed COVID-19 deaths.<sup>2</sup>

This death data information is considered provisional information. Due to the time associated with reporting deaths, recent death data is incomplete and only reflected in the figures below if the death record is complete. Death data will continue to be updated as additional COVID-19 deaths are registered and amended with the Vital Records Program.

### **GENDER**

Gender	# of Deaths
Female	16,617
Male	17,798



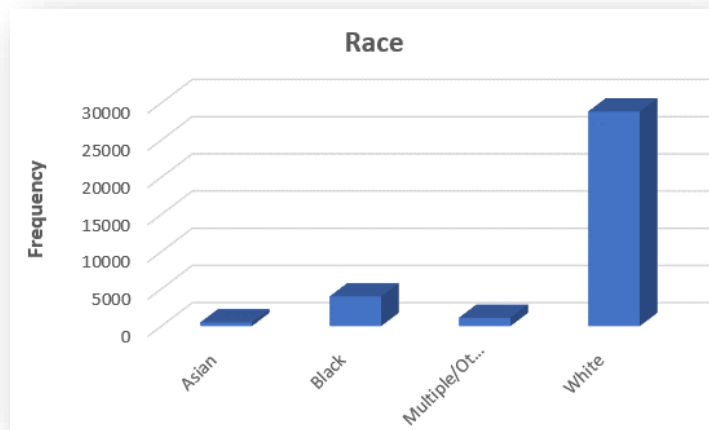
<sup>1</sup> [https://www.cdc.gov/nchs/nvss/vsrr/covid19/tech\\_notes.htm](https://www.cdc.gov/nchs/nvss/vsrr/covid19/tech_notes.htm)

Coronavirus disease deaths are identified when coronavirus disease 2019 or COVID-19 are reported as a cause that contributed to death on the death record. These can include laboratory confirmed cases, as well as cases without laboratory confirmation.

<sup>2</sup> This report only includes deaths among individuals who may have tested positive for COVID-19 if the death record meets the criteria listed in footnote 1 above.

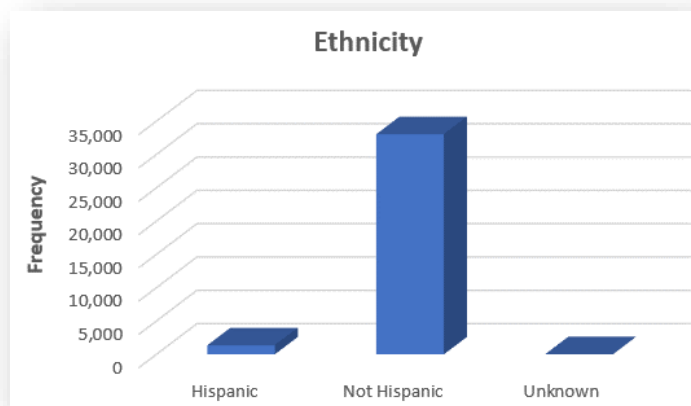
## RACE

Race	# of Deaths
Asian	495
African American	3,982
White	28,821
Multiple/Other	1,117



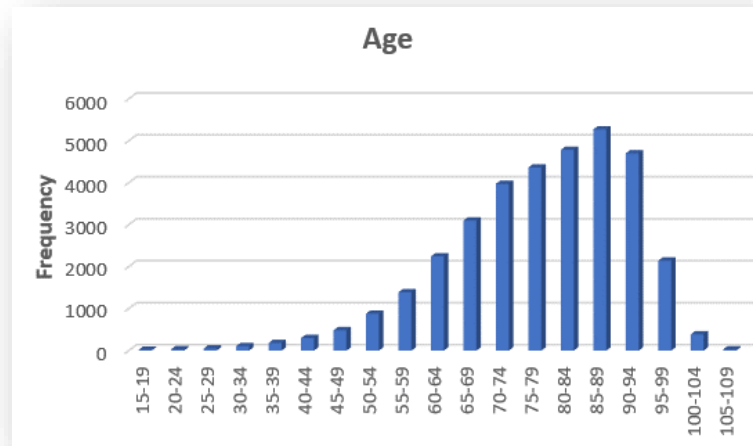
## ETHNICITY

Ethnicity	# of Deaths
Hispanic	1,349
Not Hispanic	33,038
Unknown	28



**AGE**

Age	# of Deaths
<0-4	*
5-9	*
10-14	*
15-19	18
20-24	31
25-29	50
30-34	106
35-39	180
40-44	298
45-49	483
50-54	877
55-59	1,389
60-64	2,243
65-69	3,097
70-74	3,971
75-79	4,361
80-84	4,781
85-89	5,268
90-94	4,698
95-99	2,143
100-104	386
105-109	28



Note: Sixteen (16) deaths of children age 0-18 have occurred.

\*Counts less than 5 are suppressed.

**PLACE OF DEATH**

Based on national standards, the place of death is categorized as shown above. The place of death of the decedent is reported by the medical certifier, such as a physician, CRNP, or coroner, based on the physical location where the death occurred.

Place of Death	# of Deaths
Hospice	560
Hospital	21,154
Long-Term Living	10,271
Residence	2,371
Other	59



## **COMORBIDITIES**

Due to the novel nature of COVID-19, this is a list of comorbidities currently being tracked in Pennsylvania. This subset of comorbidities should not be interpreted as a list of conditions that caused an individual to be more susceptible to the disease. Since an individual may have multiple comorbidities, this count is not mutually exclusive. For instance, a decedent with hypertension and diabetes will be counted in both comorbidity types.

<b>Comorbidities Grouped by Classification</b>	
Cancer	1,755
Cardio: Congestive Heart Failure	2,043
Coronary Artery Disease	2,313
Hypertension	4,928
Immuno: HIV	31
Organ Transplant	128
Kidney: Chronic	2,082
End-Stage Renal	533
Liver: Chronic	38
Cirrhosis	231
Metabolic: Diabetes	3,767
Obesity	1,104
Neuro: Dementia	4,547
Parkinson's	548
Respiratory: Asthma	300
COPD	2,363
Sleep Apnea	355

<b>Comorbidities in Descending Order</b>	
Cardio: Hypertension	4,928
Neuro: Dementia	4,547
Metabolic: Diabetes	3,767
Respiratory: COPD	2,363
Cardio: Coronary Artery Disease	2,313
Kidney: Chronic	2,082
Cardio: Congestive Heart Failure	2,043
Cancer	1,755
Metabolic: Obesity	1,104
Neuro: Parkinson's	548
Metabolic: End-Stage Renal	533
Respiratory: Sleep Apnea	355
Respiratory: Asthma	300
Liver: Cirrhosis	231
Immuno: Organ Transplant	128
Liver: Chronic	38
Immuno: HIV	31