

WEEKLY REPORT FOR DEATHS ATTRIBUTED TO COVID-19 ISSUED DECEMBER 3, 2021

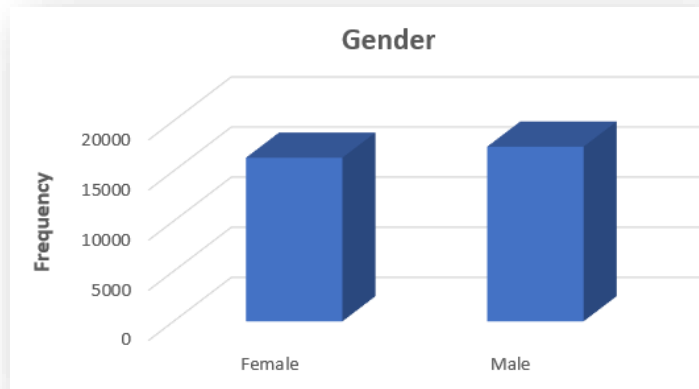
DEATHS REGISTERED: 33,746

This report is based on COVID-19 deaths that occurred in Pennsylvania. This information has been extracted from death records registered with the Department’s Vital Records Program as of 11:59 pm. Please see [State Registrar Notice \(SRN\) 2020-13](#) for detailed information regarding the reporting of these deaths. These deaths meet the CDC’s National Center for Health Statistics guidance.¹ Death records included in this report include laboratory confirmed COVID-19 deaths and clinically confirmed COVID-19 deaths.²

This death data information is considered provisional information. Due to the time associated with reporting deaths, recent death data is incomplete and only reflected in the figures below if the death record is complete. Death data will continue to be updated as additional COVID-19 deaths are registered and amended with the Vital Records Program.

GENDER

Gender	# of Deaths
Female	16,323
Male	17,423



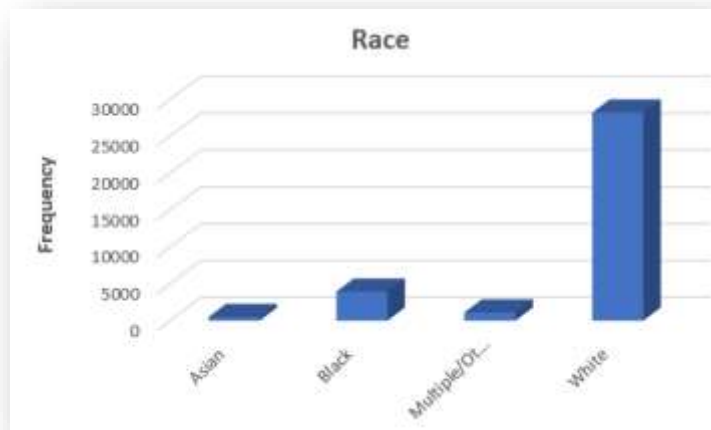
¹ https://www.cdc.gov/nchs/nvss/vsrr/covid19/tech_notes.htm

Coronavirus disease deaths are identified when coronavirus disease 2019 or COVID-19 are reported as a cause that contributed to death on the death record. These can include laboratory confirmed cases, as well as cases without laboratory confirmation.

² This report only includes deaths among individuals who may have tested positive for COVID-19 if the death record meets the criteria listed in footnote 1 above.

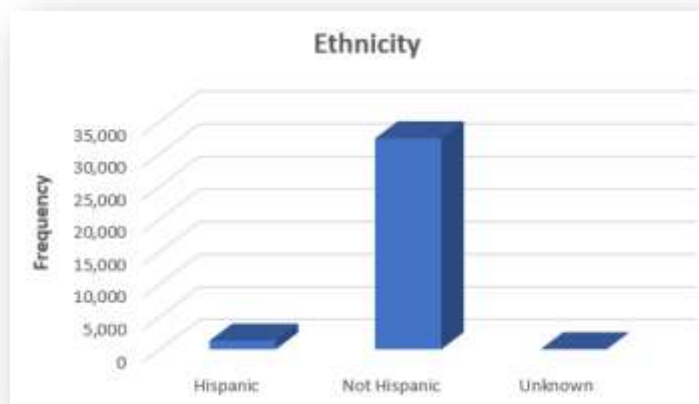
RACE

Race	# of Deaths
Asian	493
African American	3,938
White	28,210
Multiple/Other	1,105



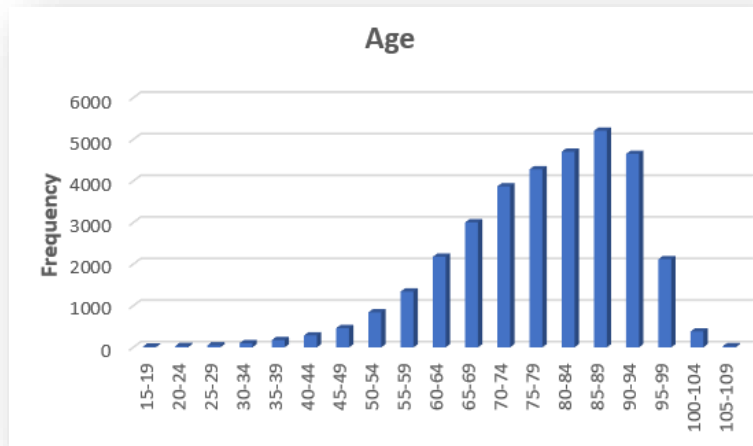
ETHNICITY

Ethnicity	# of Deaths
Hispanic	1,334
Not Hispanic	32,385
Unknown	27



AGE

Age	# of Deaths
<0-4	*
5-9	*
10-14	*
15-19	18
20-24	30
25-29	49
30-34	101
35-39	175
40-44	287
45-49	463
50-54	842
55-59	1,343
60-64	2,180
65-69	3,004
70-74	3,871
75-79	4,281
80-84	4,704
85-89	5,208
90-94	4,653
95-99	2,120
100-104	382
105-109	28



Note: Sixteen (16) deaths of children age 0-18 have occurred.

*Counts less than 5 are suppressed.

PLACE OF DEATH

Based on national standards, the place of death is categorized as shown above. The place of death of the decedent is reported by the medical certifier, such as a physician, CRNP, or coroner, based on the physical location where the death occurred.

Place of Death	# of Deaths
Hospice	553
Hospital	20,622
Long-Term Living	10,212
Residence	2,305
Other	54



COMORBIDITIES

Due to the novel nature of COVID-19, this is a list of comorbidities currently being tracked in Pennsylvania. This subset of comorbidities should not be interpreted as a list of conditions that caused an individual to be more susceptible to the disease. Since an individual may have multiple comorbidities, this count is not mutually exclusive. For instance, a decedent with hypertension and diabetes will be counted in both comorbidity types.

Comorbidities Grouped by Classification	
Cancer	1,717
Cardio: Congestive Heart Failure	2,014
Coronary Artery Disease	2,278
Hypertension	4,832
Immuno: HIV	31
Organ Transplant	127
Kidney: Chronic	2,045
End-Stage Renal	527
Liver: Chronic	38
Cirrhosis	223
Metabolic: Diabetes	3,693
Obesity	1,068
Neuro: Dementia	4,522
Parkinson's	543
Respiratory: Asthma	292
COPD	2,318
Sleep Apnea	348

Comorbidities in Descending Order	
Cardio: Hypertension	4,832
Neuro: Dementia	4,522
Metabolic: Diabetes	3,693
Respiratory: COPD	2,318
Cardio: Coronary Artery Disease	2,278
Kidney: Chronic	2,045
Cardio: Congestive Heart Failure	2,014
Cancer	1,717
Metabolic: Obesity	1,068
Neuro: Parkinson's	543
Metabolic: End-Stage Renal	527
Respiratory: Sleep Apnea	348
Respiratory: Asthma	292
Liver: Cirrhosis	223
Immuno: Organ Transplant	127
Liver: Chronic	38
Immuno: HIV	31