

WEEKLY REPORT FOR DEATHS ATTRIBUTED TO COVID-19 ISSUED NOVEMBER 19, 2021

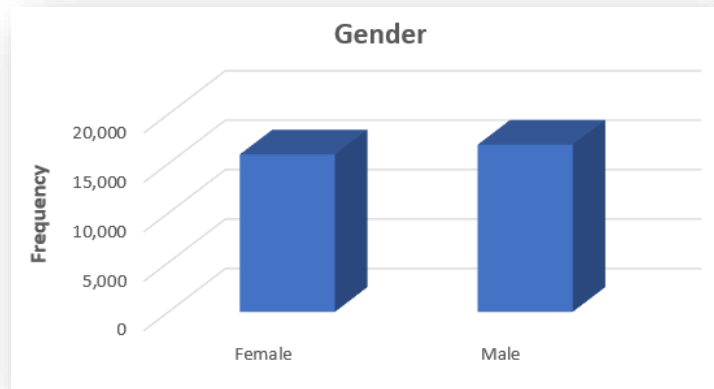
DEATHS REGISTERED: 32,825

This report is based on COVID-19 deaths that occurred in Pennsylvania. This information has been extracted from death records registered with the Department’s Vital Records Program as of 11:59 pm. Please see [State Registrar Notice \(SRN\) 2020-13](#) for detailed information regarding the reporting of these deaths. These deaths meet the CDC’s National Center for Health Statistics guidance.¹ Death records included in this report include laboratory confirmed COVID-19 deaths and clinically confirmed COVID-19 deaths.²

This death data information is considered provisional information. Due to the time associated with reporting deaths, recent death data is incomplete and only reflected in the figures below if the death record is complete. Death data will continue to be updated as additional COVID-19 deaths are registered and amended with the Vital Records Program.

GENDER

Gender	# of Deaths
Female	15,923
Male	16,902



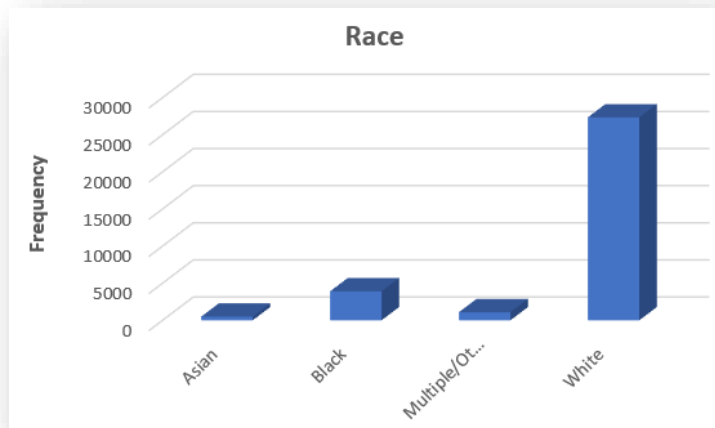
¹ https://www.cdc.gov/nchs/nvss/vsrr/covid19/tech_notes.htm

Coronavirus disease deaths are identified when coronavirus disease 2019 or COVID-19 are reported as a cause that contributed to death on the death record. These can include laboratory confirmed cases, as well as cases without laboratory confirmation.

² This report only includes deaths among individuals who may have tested positive for COVID-19 if the death record meets the criteria listed in footnote 1 above.

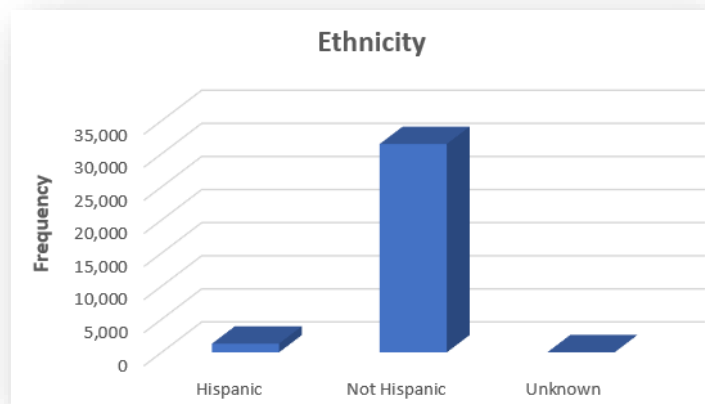
RACE

Race	# of Deaths
Asian	490
African American	3,902
White	1093
Multiple/Other	27,340



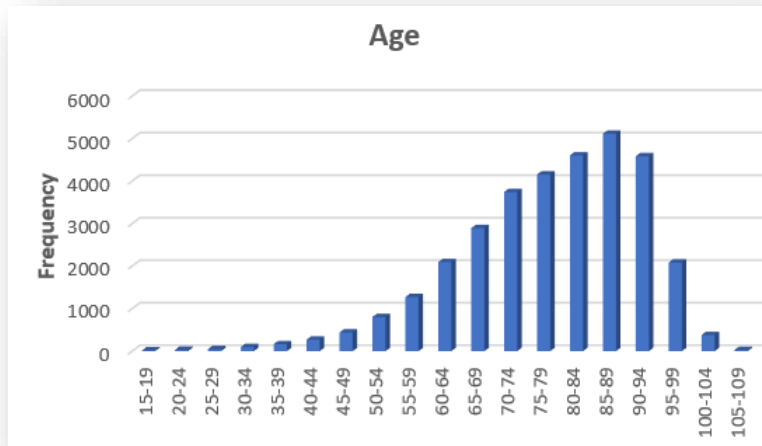
ETHNICITY

Ethnicity	# of Deaths
Hispanic	1,316
Not Hispanic	31,482
Unknown	27



AGE

Age	# of Deaths
<0-4	*
5-9	*
10-14	*
15-19	18
20-24	30
25-29	47
30-34	96
35-39	164
40-44	271
45-49	440
50-54	803
55-59	1,272
60-64	2,095
65-69	2,893
70-74	3,742
75-79	4,155
80-84	4,604
85-89	5,112
90-94	4,585
95-99	2,084
100-104	379
105-109	28



Note: Sixteen (16) deaths of children age 0-18 have occurred.

*Counts less than 5 are suppressed.

PLACE OF DEATH

Based on national standards, the place of death is categorized as shown above. The place of death of the decedent is reported by the medical certifier, such as a physician, CRNP, or coroner, based on the physical location where the death occurred.

Place of Death	# of Deaths
Hospice	545
Hospital	19,925
Long-Term Living	10,110
Residence	2,195
Other	50



COMORBIDITIES

Due to the novel nature of COVID-19, this is a list of comorbidities currently being tracked in Pennsylvania. This subset of comorbidities should not be interpreted as a list of conditions that caused an individual to be more susceptible to the disease. Since an individual may have multiple comorbidities, this count is not mutually exclusive. For instance, a decedent with hypertension and diabetes will be counted in both comorbidity types.

Comorbidities Grouped by Classification	
Cancer	1,673
Cardio: Congestive Heart Failure	1,970
Coronary Artery Disease	2,214
Hypertension	4,726
Immuno: HIV	30
Organ Transplant	122
Kidney: Chronic	1,974
End-Stage Renal	516
Liver: Chronic	38
Cirrhosis	219
Metabolic: Diabetes	3,583
Obesity	1,019
Neuro: Dementia	4,466
Parkinson's	535
Respiratory: Asthma	280
COPD	2,259
Sleep Apnea	329

Comorbidities in Descending Order	
Cardio: Hypertension	4,726
Neuro: Dementia	4,466
Metabolic: Diabetes	3,583
Respiratory: COPD	2,259
Cardio: Coronary Artery Disease	2,214
Kidney: Chronic	1,974
Cardio: Congestive Heart Failure	1,970
Cancer	1,673
Metabolic: Obesity	1,019
Neuro: Parkinson's	535
Metabolic: End-Stage Renal	516
Respiratory: Sleep Apnea	329
Respiratory: Asthma	280
Liver: Cirrhosis	219
Immuno: Organ Transplant	122
Liver: Chronic	38
Immuno: HIV	30