

## WEEKLY REPORT FOR DEATHS ATTRIBUTED TO COVID-19 ISSUED OCTOBER 15, 2021

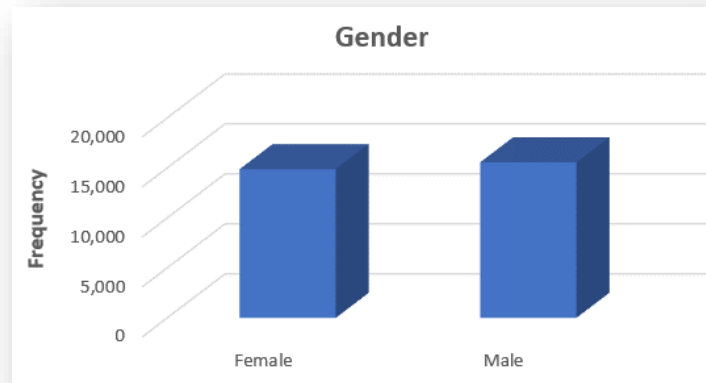
**DEATHS REGISTERED:** 30,418

This report is based on COVID-19 deaths that occurred in Pennsylvania. This information has been extracted from death records registered with the Department’s Vital Records Program as of 11:59 pm. Please see [State Registrar Notice \(SRN\) 2020-13](#) for detailed information regarding the reporting of these deaths. These deaths meet the CDC’s National Center for Health Statistics guidance.<sup>1</sup> Death records included in this report include laboratory confirmed COVID-19 deaths and clinically confirmed COVID-19 deaths.<sup>2</sup>

This death data information is considered provisional information. Due to the time associated with reporting deaths, recent death data is incomplete and only reflected in the figures below if the death record is complete. Death data will continue to be updated as additional COVID-19 deaths are registered and amended with the Vital Records Program.

### **GENDER**

Gender	# of Deaths
Female	14,863
Male	15,555



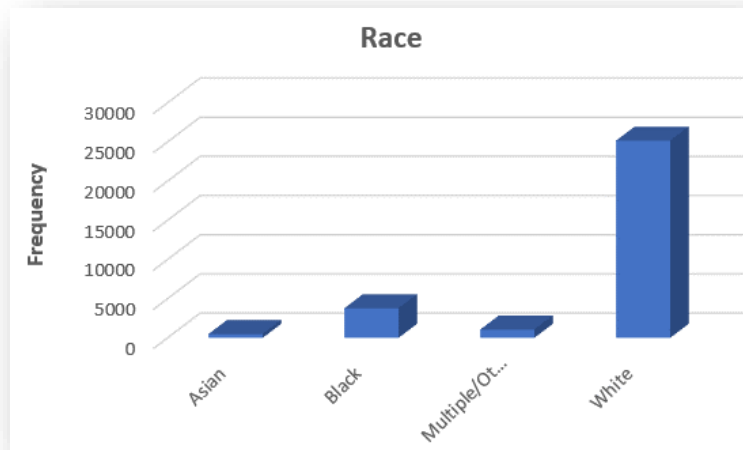
<sup>1</sup> [https://www.cdc.gov/nchs/nvss/vsrr/covid19/tech\\_notes.htm](https://www.cdc.gov/nchs/nvss/vsrr/covid19/tech_notes.htm)

Coronavirus disease deaths are identified when coronavirus disease 2019 or COVID-19 are reported as a cause that contributed to death on the death record. These can include laboratory confirmed cases, as well as cases without laboratory confirmation.

<sup>2</sup> This report only includes deaths among individuals who may have tested positive for COVID-19 if the death record meets the criteria listed in footnote 1 above.

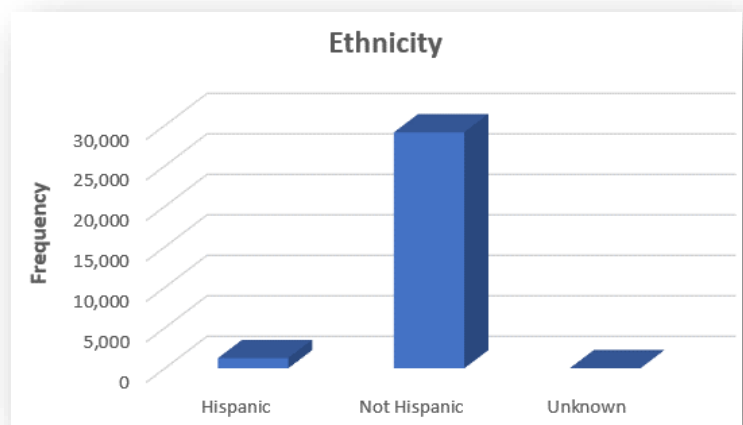
## RACE

Race	# of Deaths
Asian	474
African American	3,759
White	25,147
Multiple/Other	1,038



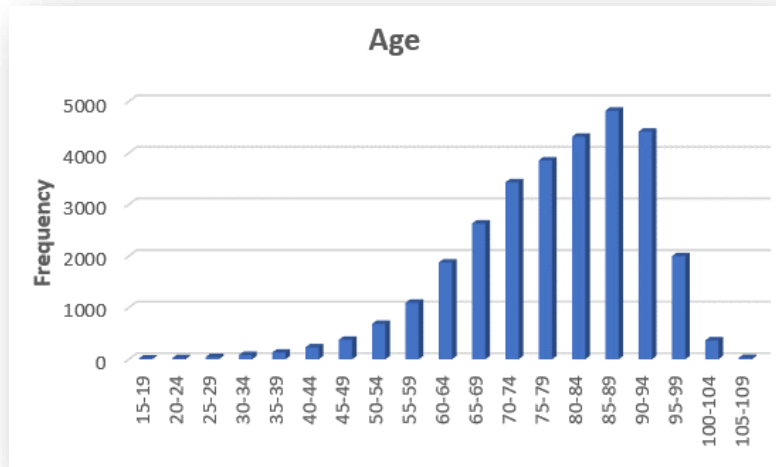
## ETHNICITY

Ethnicity	# of Deaths
Hispanic	1,252
Not Hispanic	29,139
Unknown	27



**AGE**

Age	# of Deaths
<0-4	*
5-9	*
10-14	*
15-19	17
20-24	22
25-29	43
30-34	83
35-39	130
40-44	231
45-49	378
50-54	686
55-59	1,094
60-64	1,877
65-69	2,632
70-74	3,429
75-79	3,854
80-84	4,314
85-89	4,817
90-94	4,413
95-99	2,000
100-104	366
105-109	27



Note: Eight (8) deaths of children age 0-18 have occurred.

\*Counts less than 5 are suppressed.

**PLACE OF DEATH**

Based on national standards, the place of death is categorized as shown above. The place of death of the decedent is reported by the medical certifier, such as a physician, CRNP, or coroner, based on the physical location where the death occurred.

Place of Death	# of Deaths
Hospice	514
Hospital	18,024
Long-Term Living	9,858
Residence	1,980
Other	42



## **COMORBIDITIES**

Due to the novel nature of COVID-19, this is a list of comorbidities currently being tracked in Pennsylvania. This subset of comorbidities should not be interpreted as a list of conditions that caused an individual to be more susceptible to the disease. Since an individual may have multiple comorbidities, this count is not mutually exclusive. For instance, a decedent with hypertension and diabetes will be counted in both comorbidity types.

<b>Comorbidities Grouped by Classification</b>	
Cancer	1,541
Cardio: Congestive Heart Failure	1,836
Coronary Artery Disease	2,067
Hypertension	4,402
Immuno: HIV	30
Organ Transplant	112
Kidney: Chronic	1,856
End-Stage Renal	484
Liver: Chronic	38
Cirrhosis	201
Metabolic: Diabetes	3,304
Obesity	889
Neuro: Dementia	4,304
Parkinson's	520
Respiratory: Asthma	245
COPD	2,087
Sleep Apnea	295

<b>Comorbidities in Descending Order</b>	
Cardio: Hypertension	4,402
Neuro: Dementia	4,304
Metabolic: Diabetes	3,304
Respiratory: COPD	2,087
Cardio: Coronary Artery Disease	2,067
Kidney: Chronic	1,856
Cardio: Congestive Heart Failure	1,836
Cancer	1,541
Metabolic: Obesity	889
Neuro: Parkinson's	520
Metabolic: End-Stage Renal	484
Respiratory: Sleep Apnea	295
Respiratory: Asthma	245
Liver: Cirrhosis	201
Immuno: Organ Transplant	112
Liver: Chronic	38
Immuno: HIV	30