

## WEEKLY REPORT FOR DEATHS ATTRIBUTED TO COVID-19 ISSUED OCTOBER 8, 2021

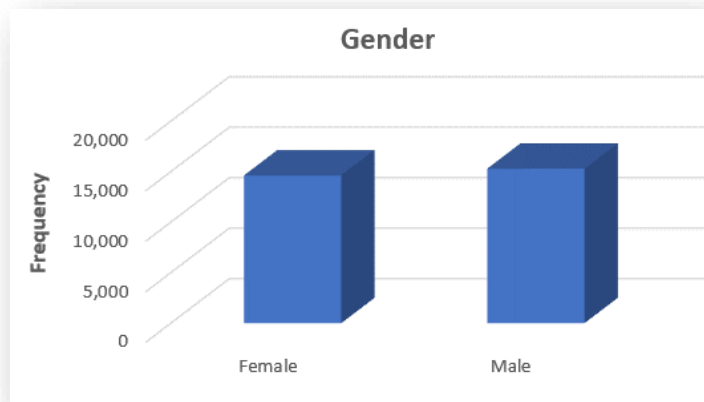
**DEATHS REGISTERED:** 29,907

This report is based on COVID-19 deaths that occurred in Pennsylvania. This information has been extracted from death records registered with the Department's Vital Records Program as of 11:59 pm. Please see [State Registrar Notice \(SRN\) 2020-13](#) for detailed information regarding the reporting of these deaths. These deaths meet the CDC's National Center for Health Statistics guidance.<sup>1</sup> Death records included in this report include laboratory confirmed COVID-19 deaths and clinically confirmed COVID-19 deaths.<sup>2</sup>

This death data information is considered provisional information. Due to the time associated with reporting deaths, recent death data is incomplete and only reflected in the figures below if the death record is complete. Death data will continue to be updated as additional COVID-19 deaths are registered and amended with the Vital Records Program.

### **GENDER**

Gender	# of Deaths
Female	14,619
Male	15,288



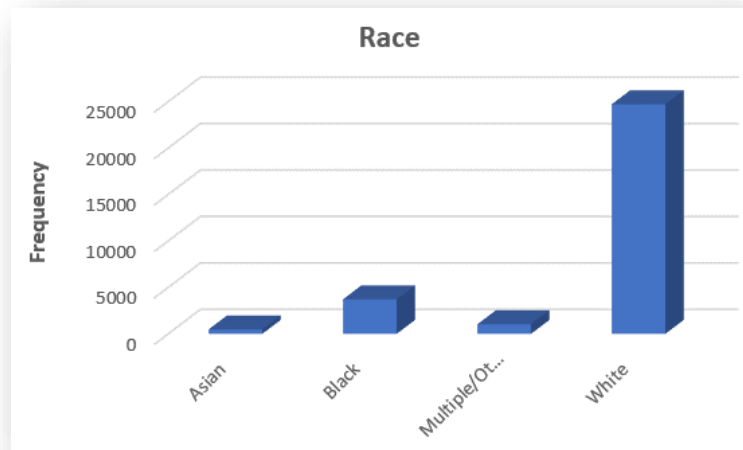
<sup>1</sup> [https://www.cdc.gov/nchs/nvss/vsrr/covid19/tech\\_notes.htm](https://www.cdc.gov/nchs/nvss/vsrr/covid19/tech_notes.htm)

Coronavirus disease deaths are identified when coronavirus disease 2019 or COVID-19 are reported as a cause that contributed to death on the death record. These can include laboratory confirmed cases, as well as cases without laboratory confirmation.

<sup>2</sup> This report only includes deaths among individuals who may have tested positive for COVID-19 if the death record meets the criteria listed in footnote 1 above.

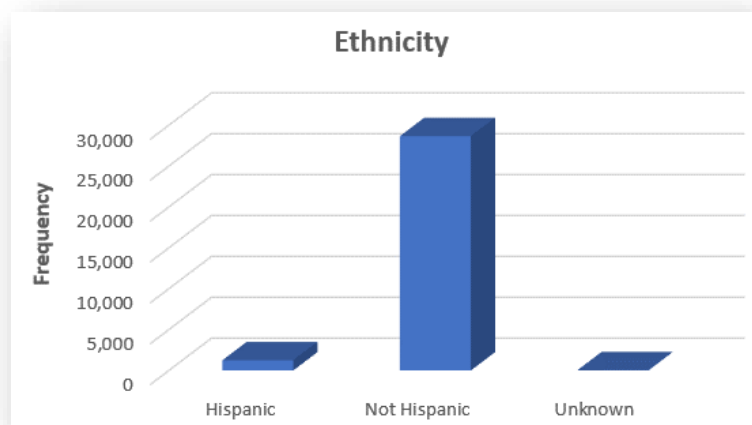
## RACE

Race	# of Deaths
Asian	474
African American	3,709
White	24,701
Multiple/Other	1,023



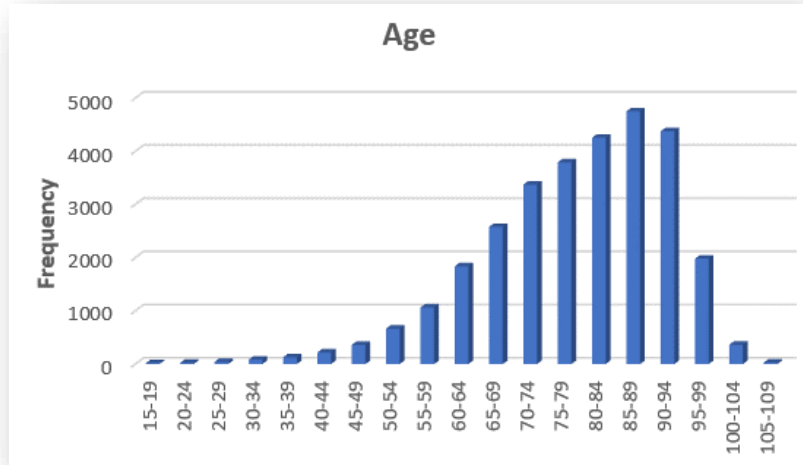
## ETHNICITY

Ethnicity	# of Deaths
Hispanic	1,234
Not Hispanic	28,646
Unknown	27



**AGE**

Age	# of Deaths
<0-4	*
5-9	*
10-14	*
15-19	17
20-24	21
25-29	40
30-34	82
35-39	125
40-44	217
45-49	360
50-54	665
55-59	1,063
60-64	1,837
65-69	2,575
70-74	3,370
75-79	3,789
80-84	4,252
85-89	4,747
90-94	4,374
95-99	1,980
100-104	362
105-109	27



Note: Eight (8) deaths of children age 0-18 have occurred.

\*Counts less than 5 are suppressed.

**PLACE OF DEATH**

Based on national standards, the place of death is categorized as shown above. The place of death of the decedent is reported by the medical certifier, such as a physician, CRNP, or coroner, based on the physical location where the death occurred.

Place of Death	# of Deaths
Hospice	504
Hospital	17,638
Long-Term Living	9,792
Residence	1,933
Other	40



## **COMORBIDITIES**

Due to the novel nature of COVID-19, this is a list of comorbidities currently being tracked in Pennsylvania. This subset of comorbidities should not be interpreted as a list of conditions that caused an individual to be more susceptible to the disease. Since an individual may have multiple comorbidities, this count is not mutually exclusive. For instance, a decedent with hypertension and diabetes will be counted in both comorbidity types.

<b>Comorbidities Grouped by Classification</b>	
Cancer	1,521
Cardio: Congestive Heart Failure	1,812
Coronary Artery Disease	2,038
Hypertension	4,346
Immuno: HIV	30
Organ Transplant	110
Kidney: Chronic	1,841
End-Stage Renal	478
Liver: Chronic	38
Cirrhosis	198
Metabolic: Diabetes	3,258
Obesity	869
Neuro: Dementia	4,274
Parkinson's	515
Respiratory: Asthma	245
COPD	2,060
Sleep Apnea	288

<b>Comorbidities in Descending Order</b>	
Neuro: Dementia	4,346
Cardio: Hypertension	4,274
Metabolic: Diabetes	3,258
Respiratory: COPD	2,060
Cardio: Coronary Artery Disease	2,038
Kidney: Chronic	1,841
Cardio: Congestive Heart Failure	1,812
Cancer	1,521
Metabolic: Obesity	869
Neuro: Parkinson's	515
Metabolic: End-Stage Renal	478
Respiratory: Sleep Apnea	288
Respiratory: Asthma	245
Liver: Cirrhosis	198
Immuno: Organ Transplant	110
Liver: Chronic	38
Immuno: HIV	30