

WEEKLY REPORT FOR DEATHS ATTRIBUTED TO COVID-19 ISSUED OCTOBER 1, 2021

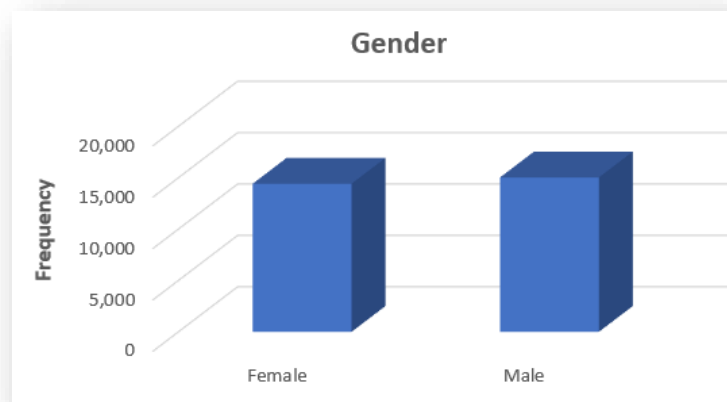
DEATHS REGISTERED: 29,437

This report is based on COVID-19 deaths that occurred in Pennsylvania. This information has been extracted from death records registered with the Department's Vital Records Program as of 11:59 pm. Please see [State Registrar Notice \(SRN\) 2020-13](#) for detailed information regarding the reporting of these deaths. These deaths meet the CDC's National Center for Health Statistics guidance.¹ Death records included in this report include laboratory confirmed COVID-19 deaths and clinically confirmed COVID-19 deaths.²

This death data information is considered provisional information. Due to the time associated with reporting deaths, recent death data is incomplete and only reflected in the figures below if the death record is complete. Death data will continue to be updated as additional COVID-19 deaths are registered and amended with the Vital Records Program.

GENDER

Gender	# of Deaths
Female	14,412
Male	15,025



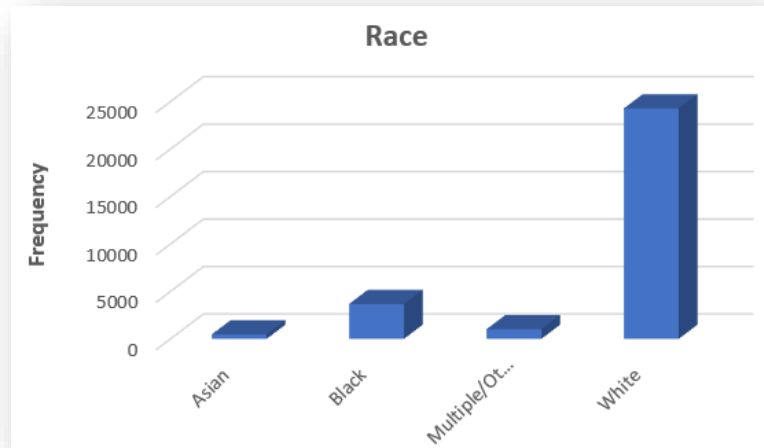
¹ https://www.cdc.gov/nchs/nvss/vsrr/covid19/tech_notes.htm

Coronavirus disease deaths are identified when coronavirus disease 2019 or COVID-19 are reported as a cause that contributed to death on the death record. These can include laboratory confirmed cases, as well as cases without laboratory confirmation.

² This report only includes deaths among individuals who may have tested positive for COVID-19 if the death record meets the criteria listed in footnote 1 above.

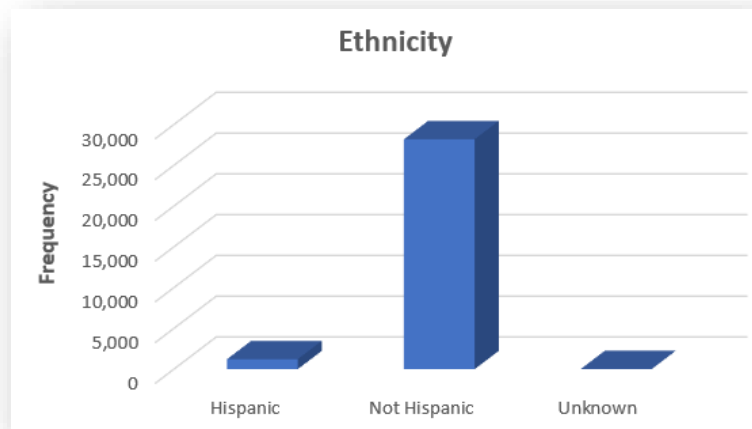
RACE

Race	# of Deaths
Asian	469
African American	3,677
White	24,280
Multiple/Other	1,011



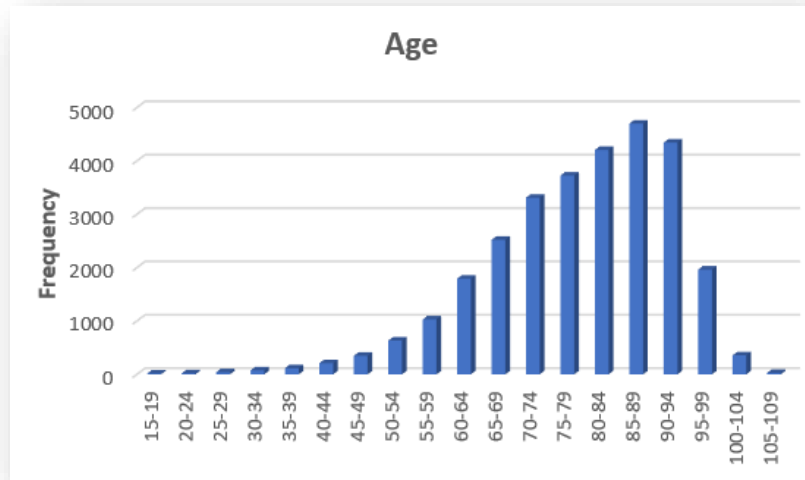
ETHNICITY

Ethnicity	# of Deaths
Hispanic	1,219
Not Hispanic	28,192
Unknown	26



AGE

Age	# of Deaths
<0-4	*
5-9	*
10-14	*
15-19	16
20-24	20
25-29	40
30-34	75
35-39	115
40-44	209
45-49	348
50-54	633
55-59	1,030
60-64	1,794
65-69	2,522
70-74	3,310
75-79	3,726
80-84	4,205
85-89	4,699
90-94	4,344
95-99	1,964
100-104	356
105-109	27



Note: Eight (8) deaths of children age 0-18 have occurred.

*Counts less than 5 are suppressed.

PLACE OF DEATH

Based on national standards, the place of death is categorized as shown above. The place of death of the decedent is reported by the medical certifier, such as a physician, CRNP, or coroner, based on the physical location where the death occurred.

Place of Death	# of Deaths
Hospice	502
Hospital	17,306
Long-Term Living	9,727
Residence	1,867
Other	35



COMORBIDITIES

Due to the novel nature of COVID-19, this is a list of comorbidities currently being tracked in Pennsylvania. This subset of comorbidities should not be interpreted as a list of conditions that caused an individual to be more susceptible to the disease. Since an individual may have multiple comorbidities, this count is not mutually exclusive. For instance, a decedent with hypertension and diabetes will be counted in both comorbidity types.

Comorbidities Grouped by Classification	
Cancer	1496
Cardio: Congestive Heart Failure	1785
Coronary Artery Disease	2011
Hypertension	4269
Immuno: HIV	30
Organ Transplant	103
Kidney: Chronic	1811
End-Stage Renal	473
Liver: Chronic	37
Cirrhosis	193
Metabolic: Diabetes	3206
Obesity	837
Neuro: Dementia	4244
Parkinson's	508
Respiratory: Asthma	240
COPD	2035
Sleep Apnea	281

Comorbidities in Descending Order	
Neuro: Dementia	4,269
Cardio: Hypertension	4,244
Metabolic: Diabetes	3,206
Respiratory: COPD	2,035
Cardio: Coronary Artery Disease	2,011
Kidney: Chronic	1,811
Cardio: Congestive Heart Failure	1,785
Cancer	1,496
Metabolic: Obesity	837
Neuro: Parkinson's	508
Metabolic: End-Stage Renal	473
Respiratory: Sleep Apnea	281
Respiratory: Asthma	240
Liver: Cirrhosis	193
Immuno: Organ Transplant	103
Liver: Chronic	37
Immuno: HIV	30