

WEEKLY REPORT FOR DEATHS ATTRIBUTED TO COVID-19 ISSUED SEPTEMBER 24, 2021

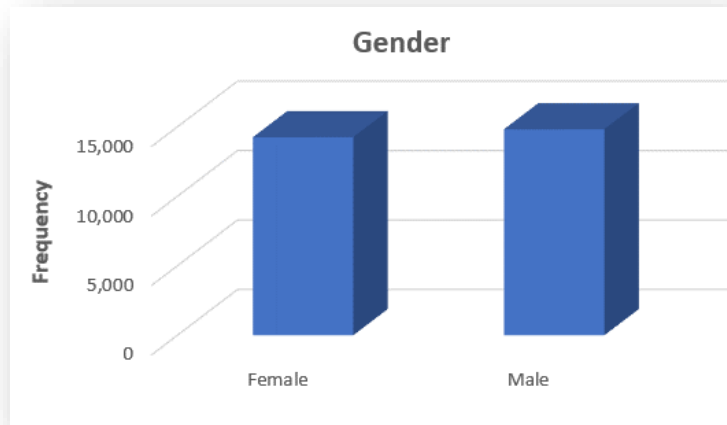
DEATHS REGISTERED: 29,064

This report is based on COVID-19 deaths that occurred in Pennsylvania. This information has been extracted from death records registered with the Department’s Vital Records Program as of 11:59 pm. Please see [State Registrar Notice \(SRN\) 2020-13](#) for detailed information regarding the reporting of these deaths. These deaths meet the CDC’s National Center for Health Statistics guidance.¹ Death records included in this report include laboratory confirmed COVID-19 deaths and clinically confirmed COVID-19 deaths.²

This death data information is considered provisional information. Due to the time associated with reporting deaths, recent death data is incomplete and only reflected in the figures below if the death record is complete. Death data will continue to be updated as additional COVID-19 deaths are registered and amended with the Vital Records Program.

GENDER

Gender	# of Deaths
Female	14,246
Male	14,818



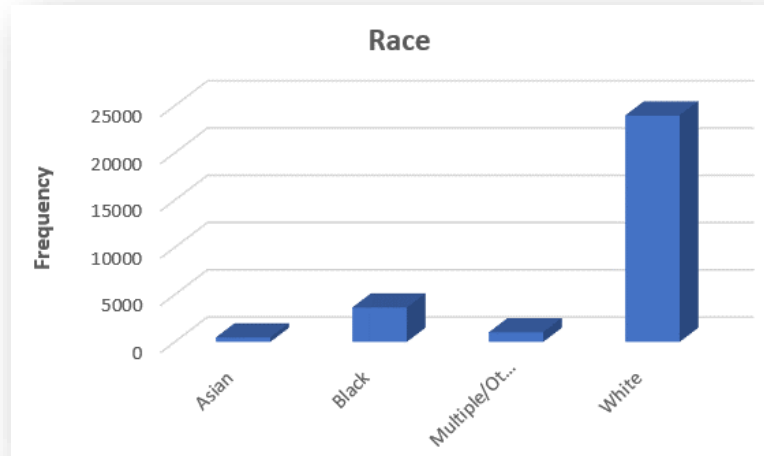
¹ https://www.cdc.gov/nchs/nvss/vsrr/covid19/tech_notes.htm

Coronavirus disease deaths are identified when coronavirus disease 2019 or COVID-19 are reported as a cause that contributed to death on the death record. These can include laboratory confirmed cases, as well as cases without laboratory confirmation.

² This report only includes deaths among individuals who may have tested positive for COVID-19 if the death record meets the criteria listed in footnote 1 above.

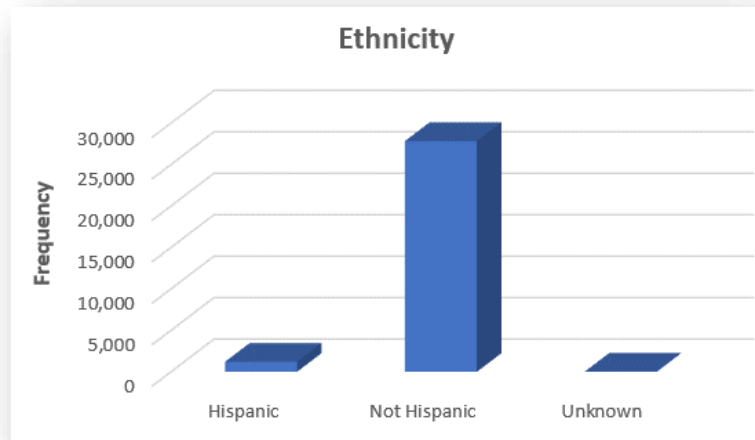
RACE

Race	# of Deaths
Asian	467
African American	3,636
White	23,955
Multiple/Other	1,006



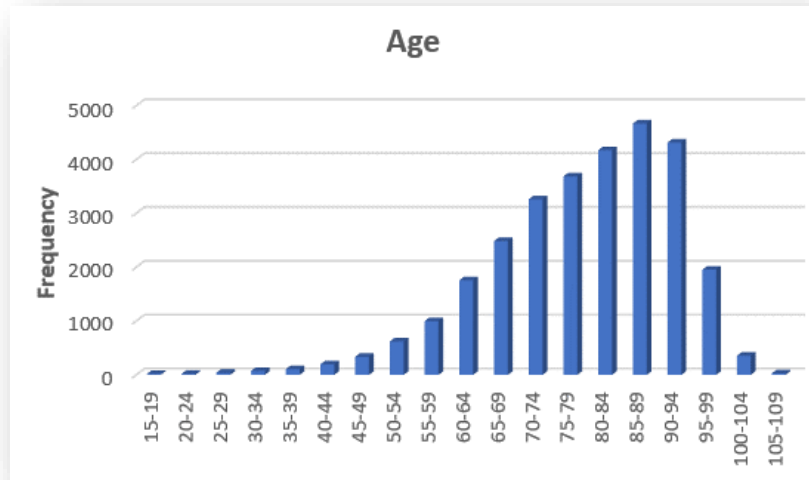
ETHNICITY

Ethnicity	# of Deaths
Hispanic	1,208
Not Hispanic	27,830
Unknown	26



AGE

Age	# of Deaths
<0-4	*
5-9	*
10-14	*
15-19	16
20-24	19
25-29	39
30-34	71
35-39	105
40-44	196
45-49	334
50-54	619
55-59	997
60-64	1,756
65-69	2,484
70-74	3,259
75-79	3,683
80-84	4,170
85-89	4,666
90-94	4,313
95-99	1,952
100-104	355
105-109	27



Note: Eight (8) deaths of children age 0-18 have occurred.

*Counts less than 5 are suppressed.

PLACE OF DEATH

Based on national standards, the place of death is categorized as shown above. The place of death of the decedent is reported by the medical certifier, such as a physician, CRNP, or coroner, based on the physical location where the death occurred.

Place of Death	# of Deaths
Hospice	498
Hospital	17,003
Long-Term Living	9,696
Residence	1,832
Other	35



COMORBIDITIES

Due to the novel nature of COVID-19, this is a list of comorbidities currently being tracked in Pennsylvania. This subset of comorbidities should not be interpreted as a list of conditions that caused an individual to be more susceptible to the disease. Since an individual may have multiple comorbidities, this count is not mutually exclusive. For instance, a decedent with hypertension and diabetes will be counted in both comorbidity types.

Comorbidities Grouped by Classification	
Cancer	1,486
Cardio: Congestive Heart Failure	1,774
Coronary Artery Disease	2,004
Hypertension	4,231
Immuno: HIV	30
Organ Transplant	102
Kidney: Chronic	1,800
End-Stage Renal	467
Liver: Chronic	37
Cirrhosis	188
Metabolic: Diabetes	3,182
Obesity	823
Neuro: Dementia	4,235
Parkinson's	508
Respiratory: Asthma	238
COPD	2,027
Sleep Apnea	279

Comorbidities in Descending Order	
Neuro: Dementia	4,235
Cardio: Hypertension	4,231
Metabolic: Diabetes	3,182
Respiratory: COPD	2,027
Cardio: Coronary Artery Disease	2,004
Kidney: Chronic	1,800
Cardio: Congestive Heart Failure	1,774
Cancer	1,486
Metabolic: Obesity	823
Neuro: Parkinson's	508
Metabolic: End-Stage Renal	467
Respiratory: Sleep Apnea	279
Respiratory: Asthma	238
Liver: Cirrhosis	188
Immuno: Organ Transplant	102
Liver: Chronic	37
Immuno: HIV	30