

## WEEKLY REPORT FOR DEATHS ATTRIBUTED TO COVID-19 ISSUED SEPTEMBER 17, 2021

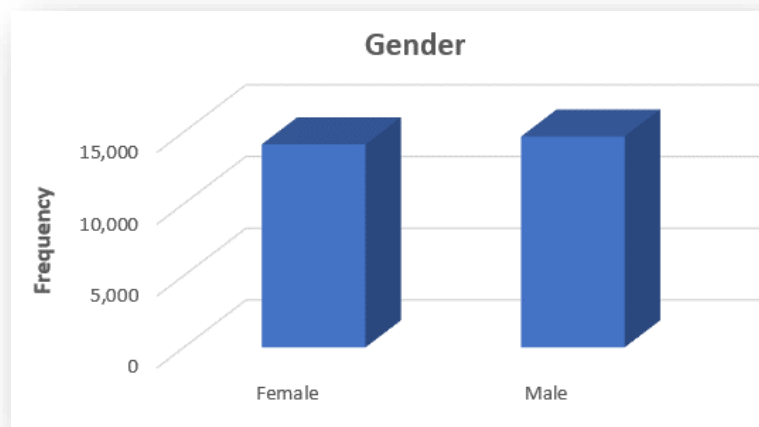
**DEATHS REGISTERED:** 28,812

This report is based on COVID-19 deaths that occurred in Pennsylvania. This information has been extracted from death records registered with the Department's Vital Records Program as of 11:59 pm. Please see [State Registrar Notice \(SRN\) 2020-13](#) for detailed information regarding the reporting of these deaths. These deaths meet the CDC's National Center for Health Statistics guidance.<sup>1</sup> Death records included in this report include laboratory confirmed COVID-19 deaths and clinically confirmed COVID-19 deaths.<sup>2</sup>

This death data information is considered provisional information. Due to the time associated with reporting deaths, recent death data is incomplete and only reflected in the figures below if the death record is complete. Death data will continue to be updated as additional COVID-19 deaths are registered and amended with the Vital Records Program.

### **GENDER**

Gender	# of Deaths
Female	14,136
Male	14,676



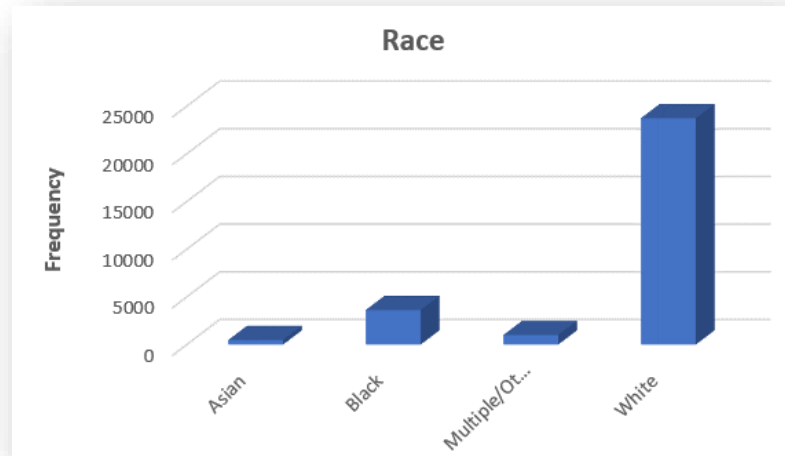
<sup>1</sup> [https://www.cdc.gov/nchs/nvss/vsrr/covid19/tech\\_notes.htm](https://www.cdc.gov/nchs/nvss/vsrr/covid19/tech_notes.htm)

Coronavirus disease deaths are identified when coronavirus disease 2019 or COVID-19 are reported as a cause that contributed to death on the death record. These can include laboratory confirmed cases, as well as cases without laboratory confirmation.

<sup>2</sup> This report only includes deaths among individuals who may have tested positive for COVID-19 if the death record meets the criteria listed in footnote 1 above.

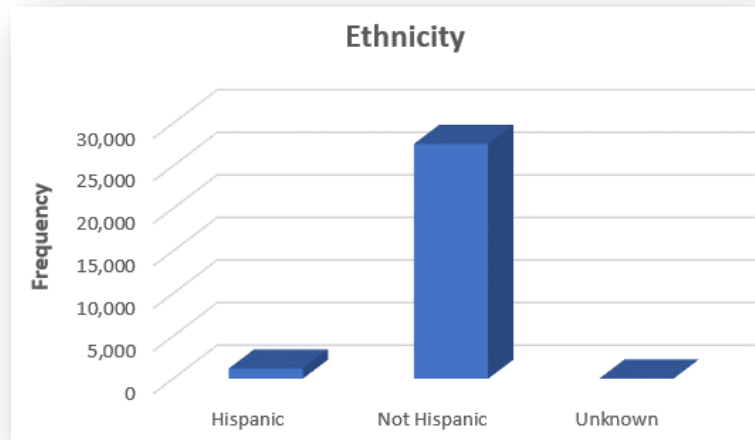
## RACE

Race	# of Deaths
Asian	466
African American	3,620
White	23,730
Multiple/Other	996



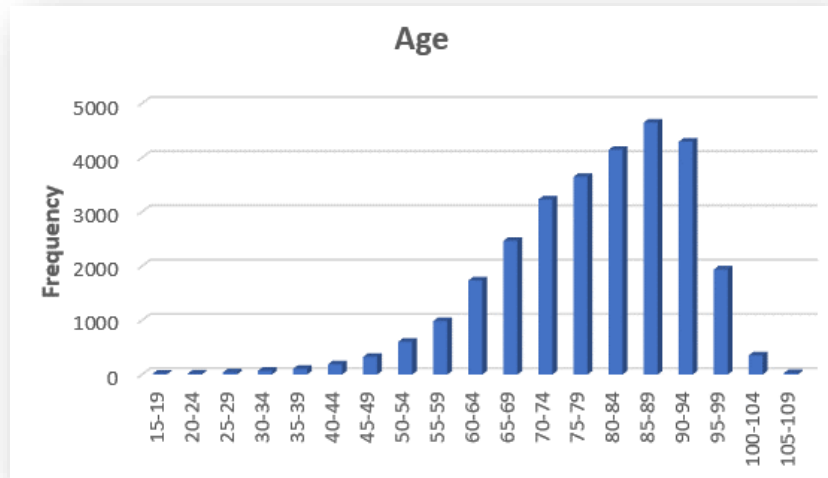
## ETHNICITY

Ethnicity	# of Deaths
Hispanic	1,196
Not Hispanic	27,590
Unknown	26



**AGE**

Age	# of Deaths
<0-4	*
5-9	*
10-14	*
15-19	16
20-24	19
25-29	39
30-34	69
35-39	104
40-44	188
45-49	326
50-54	602
55-59	985
60-64	1,734
65-69	2,463
70-74	3,226
75-79	3,644
80-84	4,142
85-89	4,644
90-94	4,291
95-99	1,936
100-104	354
105-109	27



Note: Eight (8) deaths of children age 0-18 have occurred.

\*Counts less than 5 are suppressed.

**PLACE OF DEATH**

Based on national standards, the place of death is categorized as shown above. The place of death of the decedent is reported by the medical certifier, such as a physician, CRNP, or coroner, based on the physical location where the death occurred.

Place of Death	# of Deaths
Hospice	494
Hospital	16,811
Long-Term Living	9,666
Residence	1,808
Other	33



## **COMORBIDITIES**

Due to the novel nature of COVID-19, this is a list of comorbidities currently being tracked in Pennsylvania. This subset of comorbidities should not be interpreted as a list of conditions that caused an individual to be more susceptible to the disease. Since an individual may have multiple comorbidities, this count is not mutually exclusive. For instance, a decedent with hypertension and diabetes will be counted in both comorbidity types.

<b>Comorbidities Grouped by Classification</b>	
Cancer	1,474
Cardio: Congestive Heart Failure	1,757
Coronary Artery Disease	1,987
Hypertension	4,191
Immuno: HIV	30
Organ Transplant	101
Kidney: Chronic	1,791
End-Stage Renal	463
Liver: Chronic	37
Cirrhosis	187
Metabolic: Diabetes	3,157
Obesity	805
Neuro: Dementia	4,221
Parkinson's	506
Respiratory: Asthma	235
COPD	2,013
Sleep Apnea	275

<b>Comorbidities in Descending Order</b>	
Neuro: Dementia	4,221
Cardio: Hypertension	4,191
Metabolic: Diabetes	3,157
Respiratory: COPD	2,013
Cardio: Coronary Artery Disease	1,987
Kidney: Chronic	1,791
Cardio: Congestive Heart Failure	1,757
Cancer	1,474
Metabolic: Obesity	805
Neuro: Parkinson's	506
Metabolic: End-Stage Renal	463
Respiratory: Sleep Apnea	275
Respiratory: Asthma	235
Liver: Cirrhosis	187
Immuno: Organ Transplant	101
Liver: Chronic	37
Immuno: HIV	30