

## WEEKLY REPORT FOR DEATHS ATTRIBUTED TO COVID-19 ISSUED SEPTEMBER 3, 2021

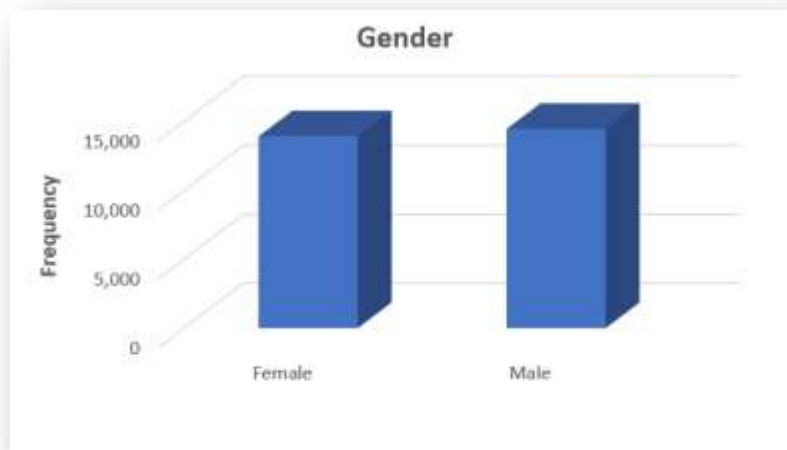
**DEATHS REGISTERED:** 28,352

This report is based on COVID-19 deaths that occurred in Pennsylvania. This information has been extracted from death records registered with the Department's Vital Records Program as of 11:59 pm. Please see [State Registrar Notice \(SRN\) 2020-13](#) for detailed information regarding the reporting of these deaths. These deaths meet the CDC's National Center for Health Statistics guidance.<sup>1</sup> Death records included in this report include laboratory confirmed COVID-19 deaths and clinically confirmed COVID-19 deaths.<sup>2</sup>

This death data information is considered provisional information. Due to the time associated with reporting deaths, recent death data is incomplete and only reflected in the figures below if the death record is complete. Death data will continue to be updated as additional COVID-19 deaths are registered and amended with the Vital Records Program.

### **GENDER**

Gender	# of Deaths
Female	13,912
Male	14,440



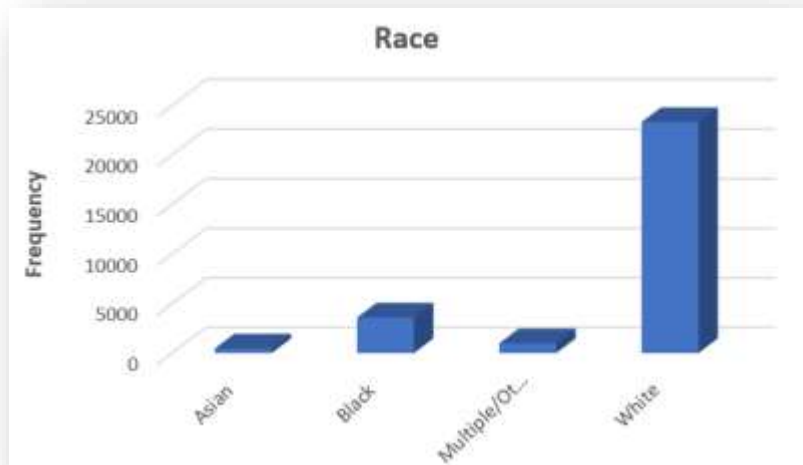
<sup>1</sup> [https://www.cdc.gov/nchs/nvss/vsrr/covid19/tech\\_notes.htm](https://www.cdc.gov/nchs/nvss/vsrr/covid19/tech_notes.htm)

Coronavirus disease deaths are identified when coronavirus disease 2019 or COVID-19 are reported as a cause that contributed to death on the death record. These can include laboratory confirmed cases, as well as cases without laboratory confirmation.

<sup>2</sup> This report only includes deaths among individuals who may have tested positive for COVID-19 if the death record meets the criteria listed in footnote 1 above.

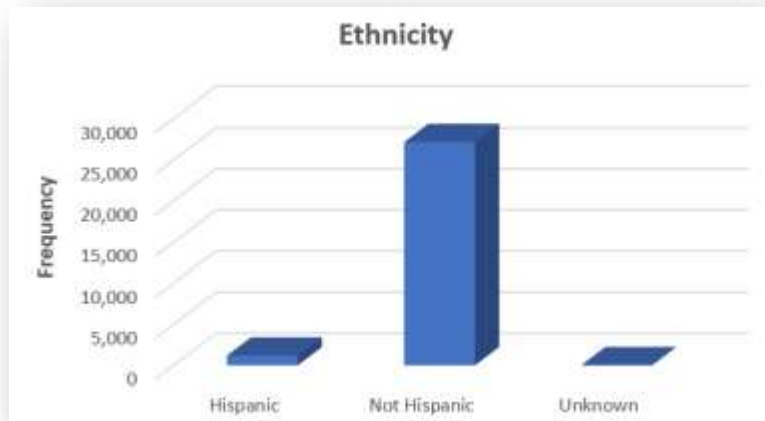
## RACE

Race	# of Deaths
Asian	465
African American	3,585
White	989
Multiple/Other	23,313



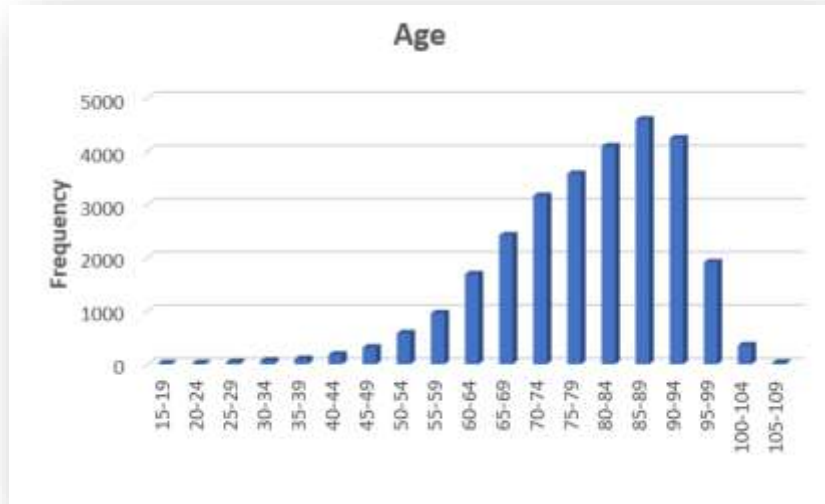
## ETHNICITY

Ethnicity	# of Deaths
Hispanic	1,185
Not Hispanic	27,142
Unknown	25



**AGE**

Age	# of Deaths
<0-4	*
5-9	*
10-14	*
15-19	16
20-24	18
25-29	39
30-34	66
35-39	97
40-44	180
45-49	313
50-54	581
55-59	957
60-64	1691
65-69	2420
70-74	3162
75-79	3578
80-84	4093
85-89	4597
90-94	4246
95-99	1915
100-104	353
105-109	27



Note: Eight (8) deaths of children age 0-18 have occurred.

\*Counts less than 5 are suppressed.

**PLACE OF DEATH**

Based on national standards, the place of death is categorized as shown above. The place of death of the decedent is reported by the medical certifier, such as a physician, CRNP, or coroner, based on the physical location where the death occurred.

Place of Death	# of Deaths
Hospice	489
Hospital	16,456
Long-Term Living	9,618
Residence	1,758
Other	31



## **COMORBIDITIES**

Due to the novel nature of COVID-19, this is a list of comorbidities currently being tracked in Pennsylvania. This subset of comorbidities should not be interpreted as a list of conditions that caused an individual to be more susceptible to the disease. Since an individual may have multiple comorbidities, this count is not mutually exclusive. For instance, a decedent with hypertension and diabetes will be counted in both comorbidity types.

<b>Comorbidities Grouped by Classification</b>	
Cancer	1,450
Cardio: Congestive Heart Failure	1,721
Coronary Artery Disease	1,963
Hypertension	4,128
Immuno: HIV	30
Organ Transplant	97
Kidney: Chronic	1,766
End-Stage Renal	459
Liver: Chronic	34
Cirrhosis	183
Metabolic: Diabetes	3,112
Obesity	784
Neuro: Dementia	4,194
Parkinson's	504
Respiratory: Asthma	227
COPD	1,988
Sleep Apnea	269

<b>Comorbidities in Descending Order</b>	
Neuro: Dementia	4,194
Cardio: Hypertension	4,128
Metabolic: Diabetes	3,112
Respiratory: COPD	1,988
Cardio: Coronary Artery Disease	1,963
Kidney: Chronic	1,766
Cardio: Congestive Heart Failure	1,721
Cancer	1,450
Metabolic: Obesity	784
Neuro: Parkinson's	504
Metabolic: End-Stage Renal	459
Respiratory: Sleep Apnea	269
Respiratory: Asthma	227
Liver: Cirrhosis	183
Immuno: Organ Transplant	97
Liver: Chronic	34
Immuno: HIV	30