

## WEEKLY REPORT FOR DEATHS ATTRIBUTED TO COVID-19 ISSUED AUGUST 27, 2021

**DEATHS REGISTERED:** 28,180

This report is based on COVID-19 deaths that occurred in Pennsylvania. This information has been extracted from death records registered with the Department’s Vital Records Program as of 11:59 pm on November 26, 2020. Please see [State Registrar Notice \(SRN\) 2020-13](#) for detailed information regarding the reporting of these deaths. These deaths meet the CDC’s National Center for Health Statistics guidance.<sup>1</sup> Death records included in this report include laboratory confirmed COVID-19 deaths and clinically confirmed COVID-19 deaths.<sup>2</sup>

This death data information is considered provisional information. Due to the time associated with reporting deaths, recent death data is incomplete and only reflected in the figures below if the death record is complete. Death data will continue to be updated as additional COVID-19 deaths are registered and amended with the Vital Records Program.

### **GENDER**

Gender	# of Deaths
Female	13,822
Male	14,358



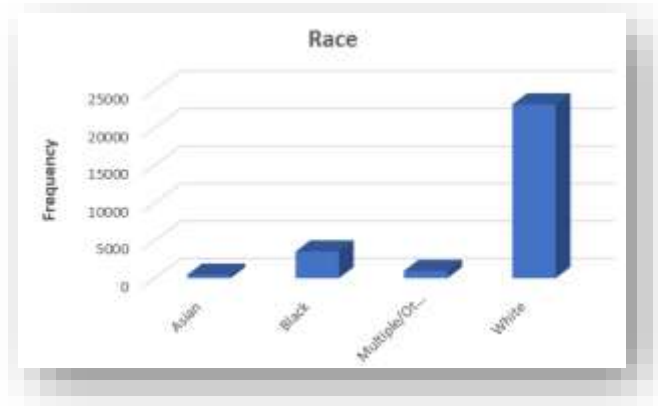
<sup>1</sup> [https://www.cdc.gov/nchs/nvss/vsrr/covid19/tech\\_notes.htm](https://www.cdc.gov/nchs/nvss/vsrr/covid19/tech_notes.htm)

Coronavirus disease deaths are identified when coronavirus disease 2019 or COVID-19 are reported as a cause that contributed to death on the death record. These can include laboratory confirmed cases, as well as cases without laboratory confirmation.

<sup>2</sup> This report only includes deaths among individuals who may have tested positive for COVID-19 if the death record meets the criteria listed in footnote 1 above.

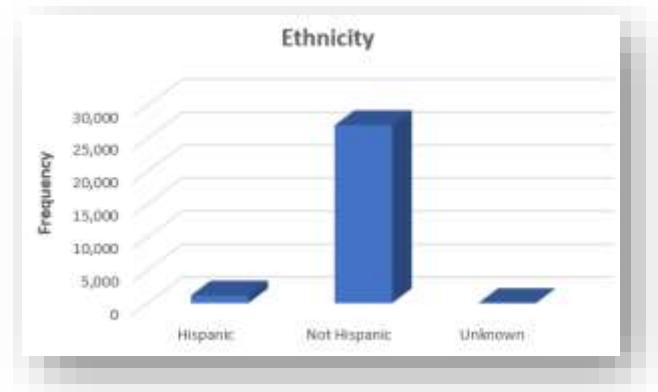
**RACE**

<b>Race</b>	<b># of Deaths</b>
Asian	463
African American	3,569
White	23,169
Multiple/Other	979



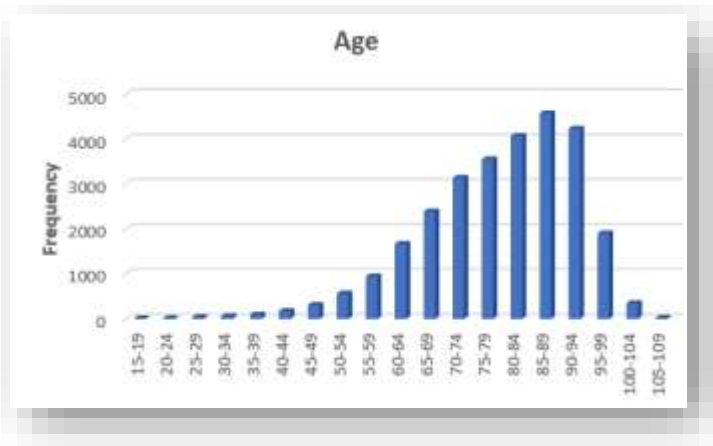
**ETHNICITY**

<b>Ethnicity</b>	<b># of Deaths</b>
Hispanic	1,177
Not Hispanic	26,978
Unknown	25



**AGE**

Age	# of Deaths
<0-4	*
5-9	*
10-14	*
15-19	16
20-24	18
25-29	38
30-34	65
35-39	95
40-44	176
45-49	310
50-54	568
55-59	948
60-64	1,674
65-69	2,394
70-74	3,143
75-79	3,557
80-84	4,075
85-89	4,578
90-94	4,238
95-99	1,906
100-104	351
105-109	27



\*Counts less than 5 are suppressed.

**PLACE OF DEATH**

Based on national standards, the place of death is categorized as shown above. The place of death of the decedent is reported by the medical certifier, such as a physician, CRNP, or coroner, based on the physical location where the death occurred.

Place of Death	# of Deaths
Hospice	486
Hospital	16,328
Long-Term Living	9,597
Residence	1,738
Other	31



## **COMORBIDITIES**

Due to the novel nature of COVID-19, this is a list of comorbidities currently being tracked in Pennsylvania. This subset of comorbidities should not be interpreted as a list of conditions that caused an individual to be more susceptible to the disease. Since an individual may have multiple comorbidities, this count is not mutually exclusive. For instance, a decedent with hypertension and diabetes will be counted in both comorbidity types.

At the time of this reporting, approximately 37% of death records did not include comorbidity data. While medical certifiers are encouraged to include comorbidities that significantly contributed to the death, medical certifiers often underreport comorbidity data.

<b>Comorbidities Grouped by Classification</b>	
Cancer	1,441
Cardio: Congestive Heart Failure	1,718
Coronary Artery Disease	1,956
Hypertension	4,100
Immuno: HIV	30
Organ Transplant	96
Kidney: Chronic	1,758
End-Stage Renal	458
Liver: Chronic	34
Cirrhosis	183
Metabolic: Diabetes	3,089
Obesity	774
Neuro: Dementia	4,182
Parkinson's	500
Respiratory: Asthma	224
COPD	1,977
Sleep Apnea	265

<b>Comorbidities in Descending Order</b>	
Neuro: Dementia	4,182
Cardio: Hypertension	4,100
Metabolic: Diabetes	3,089
Respiratory: COPD	1,977
Cardio: Coronary Artery Disease	1,956
Kidney: Chronic	1,758
Cardio: Congestive Heart Failure	1,718
Cancer	1,441
Kidney: Obesity	774
Neuro: Parkinson's	500
Metabolic: End-Stage Renal	458
Respiratory: Sleep Apnea	265
Respiratory: Asthma	224
Liver: Cirrhosis	183
Immuno: Organ Transplant	96
Liver: Chronic	34
Immuno: HIV	30