

WEEKLY REPORT FOR DEATHS ATTRIBUTED TO COVID-19 ISSUED JULY 9, 2021

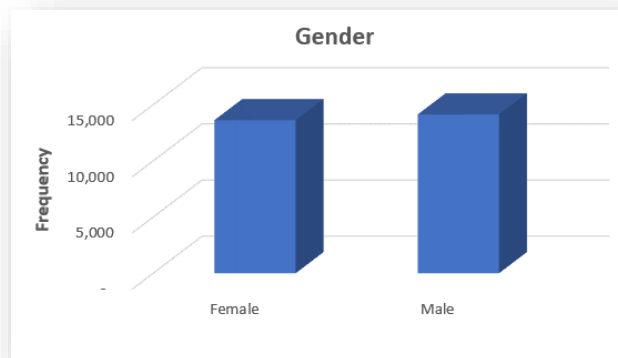
DEATHS REGISTERED: 27,737

This report is based on COVID-19 deaths that occurred in Pennsylvania. This information has been extracted from death records registered with the Department's Vital Records Program as of 11:59 pm on November 26, 2020. Please see [State Registrar Notice \(SRN\) 2020-13](#) for detailed information regarding the reporting of these deaths. These deaths meet the CDC's National Center for Health Statistics guidance.¹ Death records included in this report include laboratory confirmed COVID-19 deaths and clinically confirmed COVID-19 deaths.²

This death data information is considered provisional information. Due to the time associated with reporting deaths, recent death data is incomplete and only reflected in the figures below if the death record is complete. Death data will continue to be updated as additional COVID-19 deaths are registered and amended with the Vital Records Program.

GENDER

Gender	# of Deaths
Female	13,614
Male	14,123



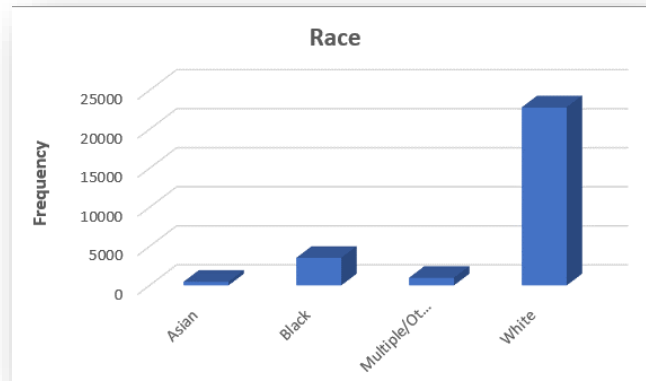
¹ https://www.cdc.gov/nchs/nvss/vsrr/covid19/tech_notes.htm

Coronavirus disease deaths are identified when coronavirus disease 2019 or COVID-19 are reported as a cause that contributed to death on the death record. These can include laboratory confirmed cases, as well as cases without laboratory confirmation.

² This report only includes deaths among individuals who may have tested positive for COVID-19 if the death record meets the criteria listed in footnote 1 above.

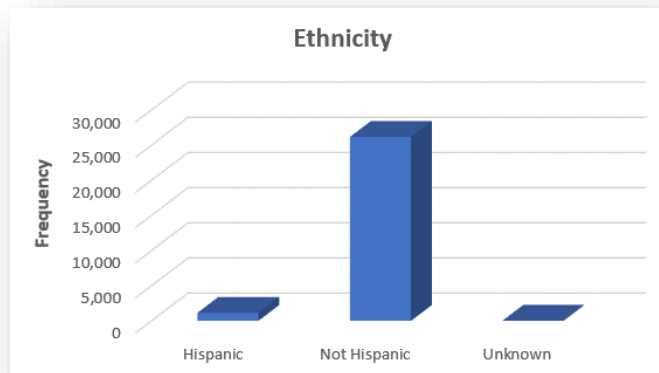
RACE

Race	# of Deaths
Asian	456
African American	3,518
White	22,799
Multiple/Other	964



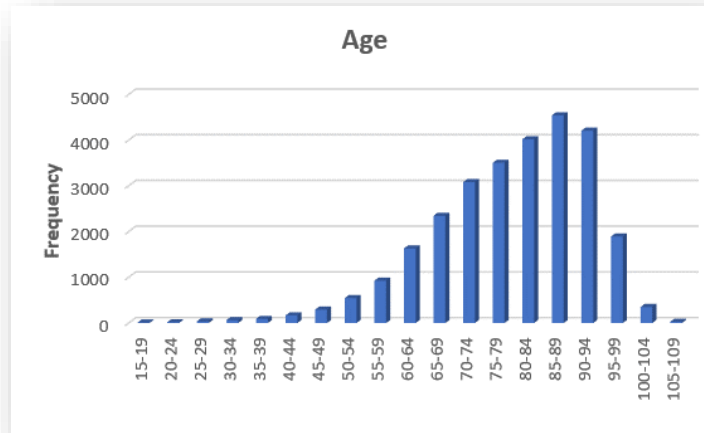
ETHNICITY

Ethnicity	# of Deaths
Hispanic	1,153
Not Hispanic	26,559
Unknown	25



AGE

Age	# of Deaths
<0-4	*
5-9	*
10-14	*
15-19	12
20-24	17
25-29	36
30-34	63
35-39	89
40-44	167
45-49	293
50-54	544
55-59	925
60-64	1,631
65-69	2,343
70-74	3,081
75-79	3,502
80-84	4,016
85-89	4,539
90-94	4,206
95-99	1,892
100-104	351
105-109	27

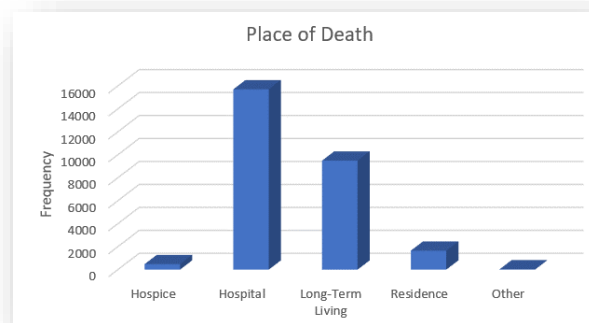


*Counts less than 5 are suppressed.

PLACE OF DEATH

Based on national standards, the place of death is categorized as shown above. The place of death of the decedent is reported by the medical certifier, such as a physician, CRNP, or coroner, based on the physical location where the death occurred.

Place of Death	# of Deaths
Hospice	480
Hospital	15,999
Long-Term Living	9,539
Residence	1,691
Other	28



COMORBIDITIES

Due to the novel nature of COVID-19, this is a list of comorbidities currently being tracked in Pennsylvania. This subset of comorbidities should not be interpreted as a list of conditions that caused an individual to be more susceptible to the disease. Since an individual may have multiple comorbidities, this count is not mutually exclusive. For instance, a decedent with hypertension and diabetes will be counted in both comorbidity types.

At the time of this reporting, approximately 37% of death records did not include comorbidity data. While medical certifiers are encouraged to include comorbidities that significantly contributed to the death, medical certifiers often underreport comorbidity data.

Comorbidities Grouped by Classification	
Cancer	1,405
Cardio: Congestive Heart Failure	1,695
Coronary Artery Disease	1,923
Hypertension	4,027
Immuno: HIV	30
Organ Transplant	93
Kidney: Chronic	1,728
End-Stage Renal	453
Liver: Chronic	33
Cirrhosis	179
Metabolic: Diabetes	3,027
Obesity	742
Neuro: Dementia	4,158
Parkinson's	498
Respiratory: Asthma	217
COPD	1,942
Sleep Apnea	257

Comorbidities in Descending Order	
Neuro: Dementia	4,158
Cardio: Hypertension	4,027
Metabolic: Diabetes	3,027
Respiratory: COPD	1,942
Cardio: Coronary Artery Disease	1,923
Kidney: Chronic	1,728
Cardio: Congestive Heart Failure	1,695
Cancer	1,405
Kidney: Obesity	742
Neuro: Parkinson's	498
Metabolic: End-Stage Renal	453
Respiratory: Sleep Apnea	257
Respiratory: Asthma	217
Liver: Cirrhosis	179
Immuno: Organ Transplant	93
Liver: Chronic	33
Immuno: HIV	30