

WEEKLY REPORT FOR DEATHS ATTRIBUTED TO COVID-19 ISSUED JULY 2, 2021

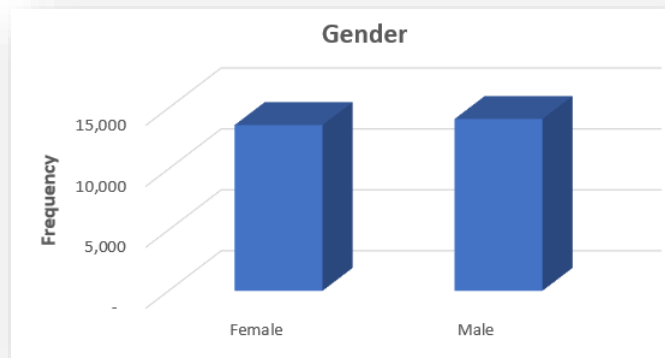
DEATHS REGISTERED: 27,695

This report is based on COVID-19 deaths that occurred in Pennsylvania. This information has been extracted from death records registered with the Department’s Vital Records Program as of 11:59 pm on November 26, 2020. Please see [State Registrar Notice \(SRN\) 2020-13](#) for detailed information regarding the reporting of these deaths. These deaths meet the CDC’s National Center for Health Statistics guidance.¹ Death records included in this report include laboratory confirmed COVID-19 deaths and clinically confirmed COVID-19 deaths.²

This death data information is considered provisional information. Due to the time associated with reporting deaths, recent death data is incomplete and only reflected in the figures below if the death record is complete. Death data will continue to be updated as additional COVID-19 deaths are registered and amended with the Vital Records Program.

GENDER

Gender	# of Deaths
Female	13,599
Male	14,096



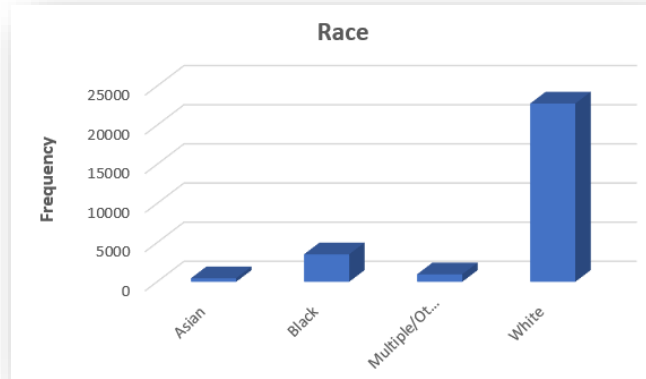
¹ https://www.cdc.gov/nchs/nvss/vsrr/covid19/tech_notes.htm

Coronavirus disease deaths are identified when coronavirus disease 2019 or COVID-19 are reported as a cause that contributed to death on the death record. These can include laboratory confirmed cases, as well as cases without laboratory confirmation.

² This report only includes deaths among individuals who may have tested positive for COVID-19 if the death record meets the criteria listed in footnote 1 above.

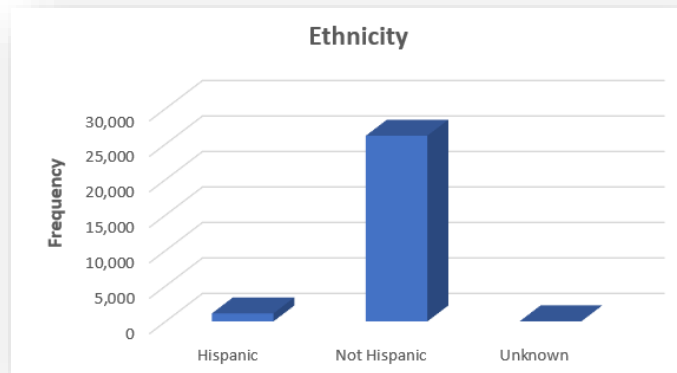
RACE

Race	# of Deaths
Asian	456
African American	3,513
White	22,767
Multiple/Other	959



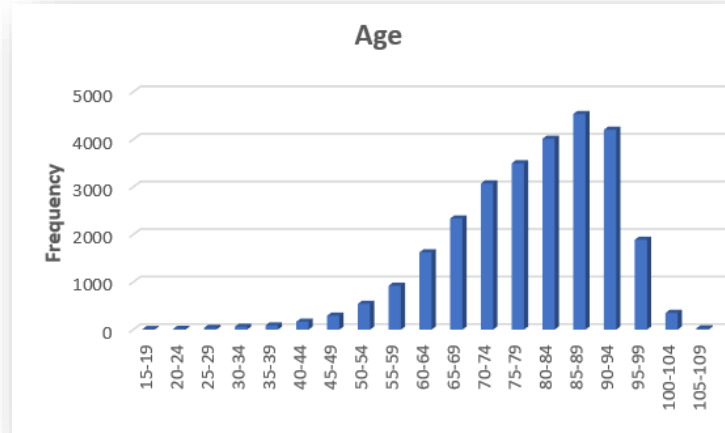
ETHNICITY

Ethnicity	# of Deaths
Hispanic	1,150
Not Hispanic	26,520
Unknown	25



AGE

Age	# of Deaths
<0-4	*
5-9	*
10-14	*
15-19	12
20-24	17
25-29	36
30-34	62
35-39	89
40-44	167
45-49	293
50-54	543
55-59	923
60-64	1,625
65-69	2,337
70-74	3,074
75-79	3,497
80-84	4,013
85-89	4,533
90-94	4,203
95-99	1,890
100-104	351
105-109	27

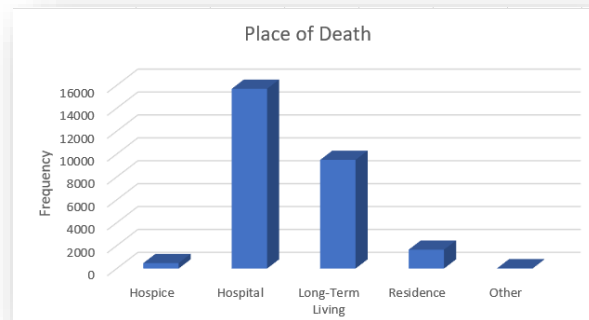


*Counts less than 5 are suppressed.

PLACE OF DEATH

Based on national standards, the place of death is categorized as shown above. The place of death of the decedent is reported by the medical certifier, such as a physician, CRNP, or coroner, based on the physical location where the death occurred.

Place of Death	# of Deaths
Hospice	478
Hospital	15,971
Long-Term Living	9,535
Residence	1,685
Other	26



COMORBIDITIES

Due to the novel nature of COVID-19, this is a list of comorbidities currently being tracked in Pennsylvania. This subset of comorbidities should not be interpreted as a list of conditions that caused an individual to be more susceptible to the disease. Since an individual may have multiple comorbidities, this count is not mutually exclusive. For instance, a decedent with hypertension and diabetes will be counted in both comorbidity types.

At the time of this reporting, approximately 37% of death records did not include comorbidity data. While medical certifiers are encouraged to include comorbidities that significantly contributed to the death, medical certifiers often underreport comorbidity data.

Comorbidities Grouped by Classification	
Cancer	1,397
Cardio: Congestive Heart Failure	1,691
Coronary Artery Disease	1,918
Hypertension	4,013
Immuno: HIV	30
Organ Transplant	88
Kidney: Chronic	1,724
End-Stage Renal	450
Liver: Chronic	33
Cirrhosis	178
Metabolic: Diabetes	3,013
Obesity	738
Neuro: Dementia	4,154
Parkinson's	497
Respiratory: Asthma	216
COPD	1,937
Sleep Apnea	254

Comorbidities in Descending Order	
Neuro: Dementia	4,154
Cardio: Hypertension	4,013
Metabolic: Diabetes	3,013
Respiratory: COPD	1,937
Cardio: Coronary Artery Disease	1,918
Kidney: Chronic	1,724
Cardio: Congestive Heart Failure	1,691
Cancer	1,397
Kidney: Obesity	738
Neuro: Parkinson's	497
Metabolic: End-Stage Renal	450
Respiratory: Sleep Apnea	254
Respiratory: Asthma	216
Liver: Cirrhosis	178
Immuno: Organ Transplant	88
Liver: Chronic	33
Immuno: HIV	30