

WEEKLY REPORT FOR DEATHS ATTRIBUTED TO COVID-19 ISSUED MAY 7, 2021

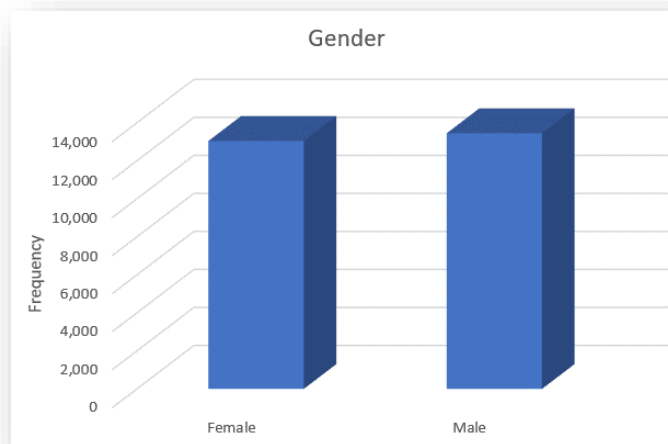
DEATHS REGISTERED: 25,938

This report is based on COVID-19 deaths that occurred in Pennsylvania. This information has been extracted from death records registered with the Department's Vital Records Program as of 11:59 pm on November 26, 2020. Please see [State Registrar Notice \(SRN\) 2020-13](#) for detailed information regarding the reporting of these deaths. These deaths meet the CDC's National Center for Health Statistics guidance.¹ Death records included in this report include laboratory confirmed COVID-19 deaths and clinically confirmed COVID-19 deaths.²

This death data information is considered provisional information. Due to the time associated with reporting deaths, recent death data is incomplete and only reflected in the figures below if the death record is complete. Death data will continue to be updated as additional COVID-19 deaths are registered and amended with the Vital Records Program.

GENDER

Gender	# of Deaths
Female	13,045
Male	13,449



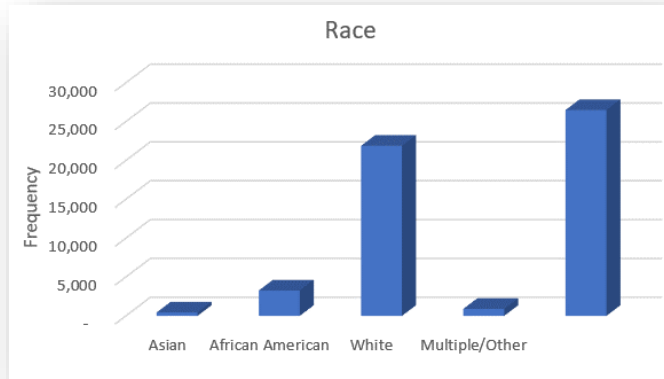
¹ https://www.cdc.gov/nchs/nvss/vsrr/covid19/tech_notes.htm

Coronavirus disease deaths are identified when coronavirus disease 2019 or COVID-19 are reported as a cause that contributed to death on the death record. These can include laboratory confirmed cases, as well as cases without laboratory confirmation.

² This report only includes deaths among individuals who may have tested positive for COVID-19 if the death record meets the criteria listed in footnote 1 above.

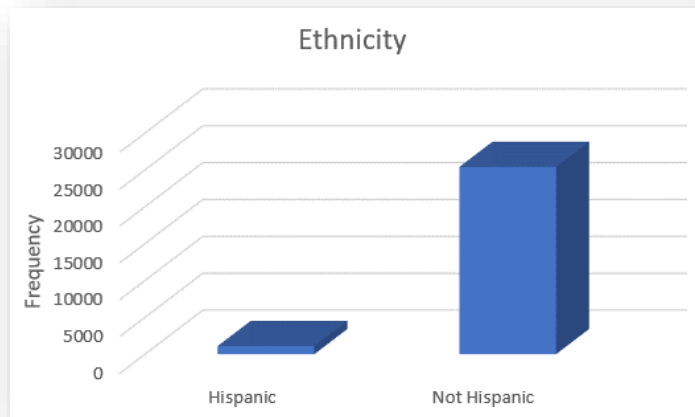
RACE

Race	# of Deaths
Asian	438
African American	3,268
White	21,886
Multiple/Other	902



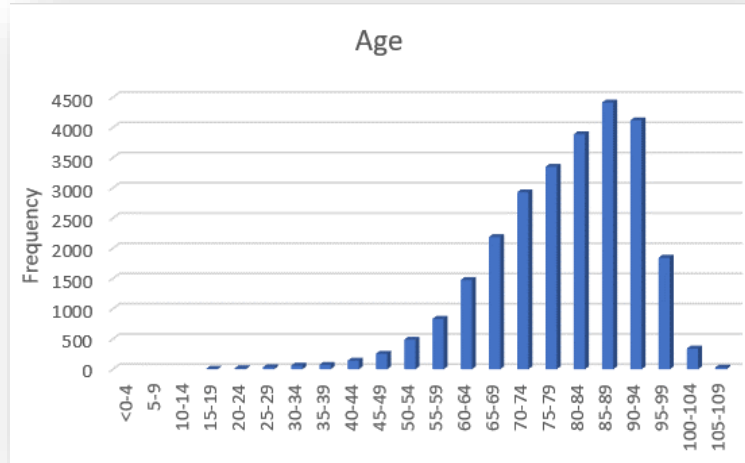
ETHNICITY

Ethnicity	# of Deaths
Hispanic	1,100
Not Hispanic	25,394



AGE

Age	# of Deaths
<0-4	*
5-9	*
10-14	*
15-19	9
20-24	16
25-29	33
30-34	60
35-39	73
40-44	143
45-49	257
50-54	489
55-59	834
60-64	1,477
65-69	2,188
70-74	2,929
75-79	3,349
80-84	3,888
85-89	4,413
90-94	4,118
95-99	1,845
100-104	342
105-109	28

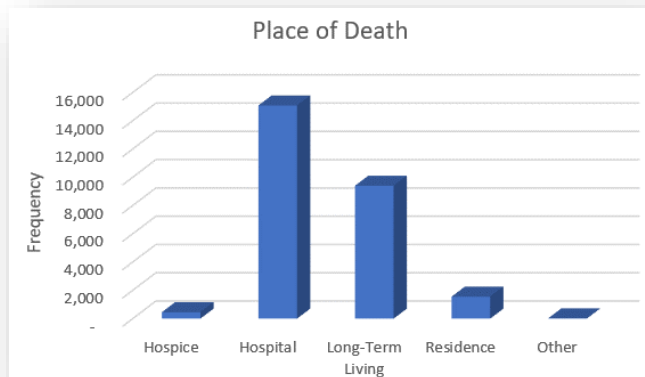


*Counts less than 5 are suppressed.

PLACE OF DEATH

Based on national standards, the place of death is categorized as shown above. The place of death of the decedent is reported by the medical certifier, such as a physician, CRNP, or coroner, based on the physical location where the death occurred.

Place of Death	# of Deaths
Hospice	451
Hospital	15,074
Long-Term Living	9,397
Residence	1,552
Other	20



COMORBIDITIES

Due to the novel nature of COVID-19, this is a list of comorbidities currently being tracked in Pennsylvania. This subset of comorbidities should not be interpreted as a list of conditions that caused an individual to be more susceptible to the disease. Since an individual may have multiple comorbidities, this count is not mutually exclusive. For instance, a decedent with hypertension and diabetes will be counted in both comorbidity types.

At the time of this reporting, approximately 37% of death records did not include comorbidity data. While medical certifiers are encouraged to include comorbidities that significantly contributed to the death, medical certifiers often underreport comorbidity data.

Comorbidities Grouped by Classification	
Cancer	1,320
Cardio: Congestive Heart Failure	1,630
Coronary Artery Disease	1,859
Hypertension	3,859
Immuno: HIV	27
Organ Transplant	74
Kidney: Chronic	1,668
End-Stage Renal	428
Liver: Chronic	32
Cirrhosis	159
Metabolic: Diabetes	2,889
Obesity	678
Neuro: Dementia	4,104
Parkinson's	492
Respiratory: Asthma	201
COPD	1,868
Sleep Apnea	244

Comorbidities in Descending Order	
Neuro: Dementia	4,104
Cardio: Hypertension	3,859
Metabolic: Diabetes	2,889
Respiratory: COPD	1,868
Cardio: Coronary Artery Disease	1,859
Kidney: Chronic	1,668
Cardio: Congestive Heart Failure	1,630
Cancer	1,320
Kidney: Obesity	678
Neuro: Parkinson's	492
Metabolic: End-Stage Renal	428
Respiratory: Sleep Apnea	244
Respiratory: Asthma	201
Liver: Cirrhosis	159
Immuno: Organ Transplant	74
Liver: Chronic	32
Immuno: HIV	27