

WEEKLY REPORT FOR DEATHS ATTRIBUTED TO COVID-19 ISSUED APRIL 30, 2021

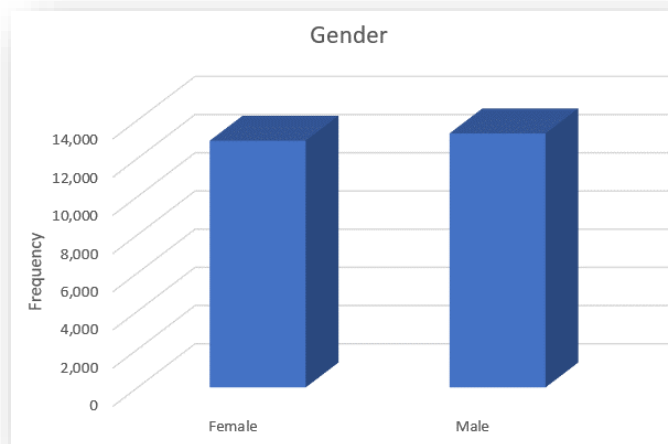
DEATHS REGISTERED: 25,938

This report is based on COVID-19 deaths that occurred in Pennsylvania. This information has been extracted from death records registered with the Department's Vital Records Program as of 11:59 pm on November 26, 2020. Please see [State Registrar Notice \(SRN\) 2020-13](#) for detailed information regarding the reporting of these deaths. These deaths meet the CDC's National Center for Health Statistics guidance.¹ Death records included in this report include laboratory confirmed COVID-19 deaths and clinically confirmed COVID-19 deaths.²

This death data information is considered provisional information. Due to the time associated with reporting deaths, recent death data is incomplete and only reflected in the figures below if the death record is complete. Death data will continue to be updated as additional COVID-19 deaths are registered and amended with the Vital Records Program.

GENDER

Gender	# of Deaths
Female	12,918
Male	13,300



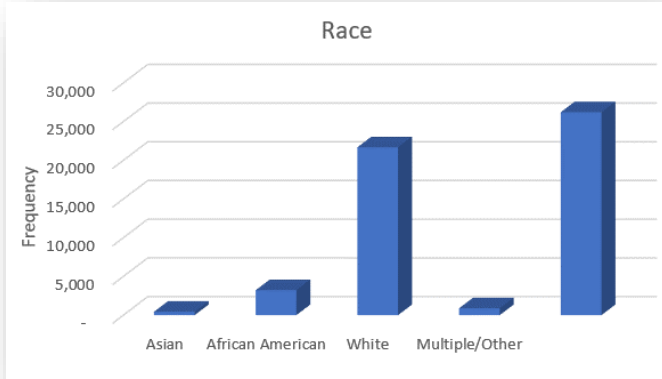
¹ https://www.cdc.gov/nchs/nvss/vsrr/covid19/tech_notes.htm

Coronavirus disease deaths are identified when coronavirus disease 2019 or COVID-19 are reported as a cause that contributed to death on the death record. These can include laboratory confirmed cases, as well as cases without laboratory confirmation.

² This report only includes deaths among individuals who may have tested positive for COVID-19 if the death record meets the criteria listed in footnote 1 above.

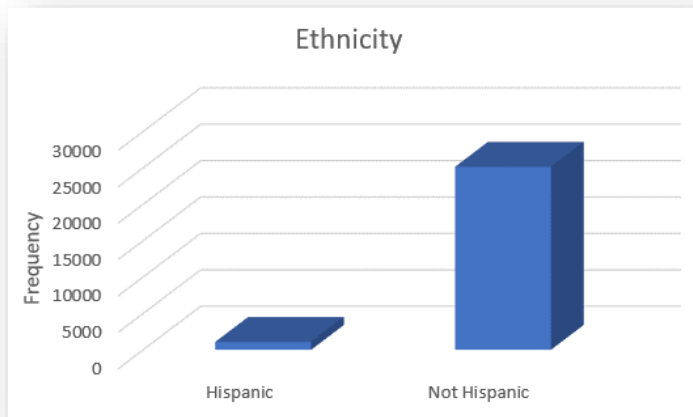
RACE

Race	# of Deaths
Asian	432
African American	3,218
White	21,681
Multiple/Other	887



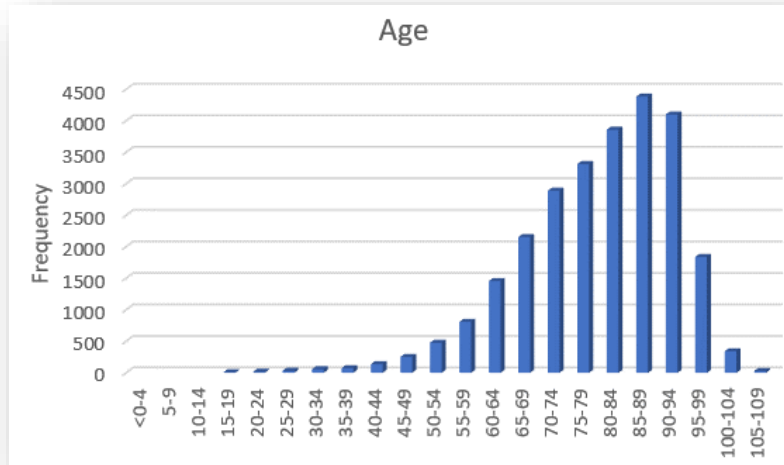
ETHNICITY

Ethnicity	# of Deaths
Hispanic	1,083
Not Hispanic	25,135



AGE

Age	# of Deaths
<0-4	*
5-9	*
10-14	*
15-19	9
20-24	15
25-29	32
30-34	58
35-39	72
40-44	137
45-49	251
50-54	477
55-59	807
60-64	1,456
65-69	2,154
70-74	2,890
75-79	3,313
80-84	3,857
85-89	4,383
90-94	4,098
95-99	1,838
100-104	341
105-109	28

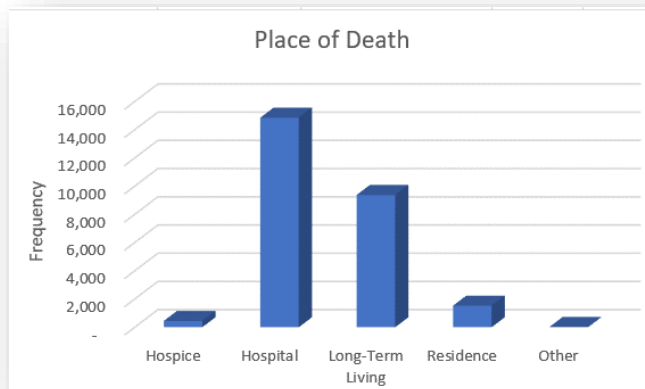


*Counts less than 5 are suppressed.

PLACE OF DEATH

Based on national standards, the place of death is categorized as shown above. The place of death of the decedent is reported by the medical certifier, such as a physician, CRNP, or coroner, based on the physical location where the death occurred.

Place of Death	# of Deaths
Hospice	448
Hospital	14,848
Long-Term Living	9,374
Residence	1,528
Other	20



COMORBIDITIES

Due to the novel nature of COVID-19, this is a list of comorbidities currently being tracked in Pennsylvania. This subset of comorbidities should not be interpreted as a list of conditions that caused an individual to be more susceptible to the disease. Since an individual may have multiple comorbidities, this count is not mutually exclusive. For instance, a decedent with hypertension and diabetes will be counted in both comorbidity types.

At the time of this reporting, approximately 37% of death records did not include comorbidity data. While medical certifiers are encouraged to include comorbidities that significantly contributed to the death, medical certifiers often underreport comorbidity data.

Comorbidities Grouped by Classification	
Cancer	1,300
Cardio: Congestive Heart Failure	1,623
Coronary Artery Disease	1,835
Hypertension	3,824
Immuno: HIV	25
Organ Transplant	70
Kidney: Chronic	1,657
End-Stage Renal	423
Liver: Chronic	31
Cirrhosis	155
Metabolic: Diabetes	2,858
Obesity	656
Neuro: Dementia	4,093
Parkinson's	489
Respiratory: Asthma	199
COPD	1,851
Sleep Apnea	237

Comorbidities in Descending Order	
Neuro: Dementia	4,093
Cardio: Hypertension	3,824
Metabolic: Diabetes	2,858
Respiratory: COPD	1,851
Cardio: Coronary Artery Disease	1,835
Kidney: Chronic	1,657
Cardio: Congestive Heart Failure	1,623
Cancer	1,300
Kidney: Obesity	656
Neuro: Parkinson's	489
Metabolic: End-Stage Renal	423
Respiratory: Sleep Apnea	237
Respiratory: Asthma	199
Liver: Cirrhosis	155
Immuno: Organ Transplant	70
Liver: Chronic	31
Immuno: HIV	25