

WEEKLY REPORT FOR DEATHS ATTRIBUTED TO COVID-19 ISSUED APRIL 16, 2021

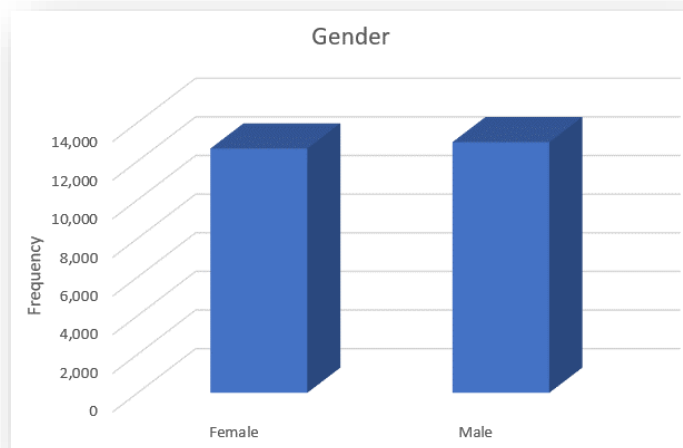
DEATHS REGISTERED: 25,622

This report is based on COVID-19 deaths that occurred in Pennsylvania. This information has been extracted from death records registered with the Department’s Vital Records Program as of 11:59 pm on November 26, 2020. Please see [State Registrar Notice \(SRN\) 2020-13](#) for detailed information regarding the reporting of these deaths. These deaths meet the CDC’s National Center for Health Statistics guidance.¹ Death records included in this report include laboratory confirmed COVID-19 deaths and clinically confirmed COVID-19 deaths.²

This death data information is considered provisional information. Due to the time associated with reporting deaths, recent death data is incomplete and only reflected in the figures below if the death record is complete. Death data will continue to be updated as additional COVID-19 deaths are registered and amended with the Vital Records Program.

GENDER

| Gender | # of Deaths |
|--------|-------------|
| Female | 12,646 |
| Male | 12,976 |



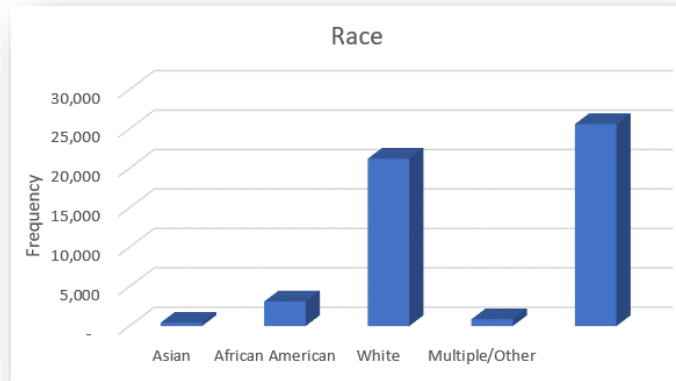
¹ https://www.cdc.gov/nchs/nvss/vsrr/covid19/tech_notes.htm

Coronavirus disease deaths are identified when coronavirus disease 2019 or COVID-19 are reported as a cause that contributed to death on the death record. These can include laboratory confirmed cases, as well as cases without laboratory confirmation.

² This report only includes deaths among individuals who may have tested positive for COVID-19 if the death record meets the criteria listed in footnote 1 above.

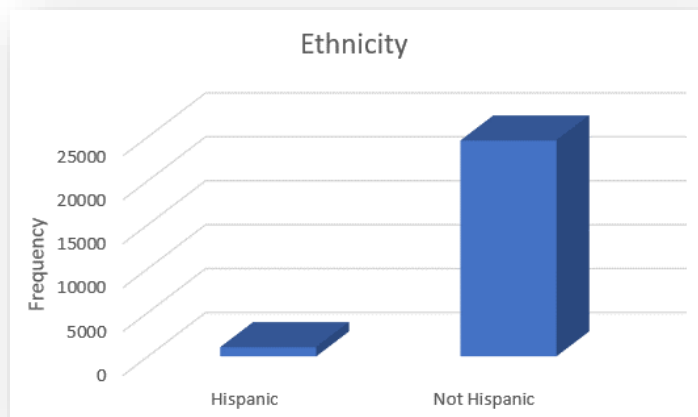
RACE

| Race | # of Deaths |
|------------------|-------------|
| Asian | 420 |
| African American | 3,110 |
| White | 21,230 |
| Multiple/Other | 862 |



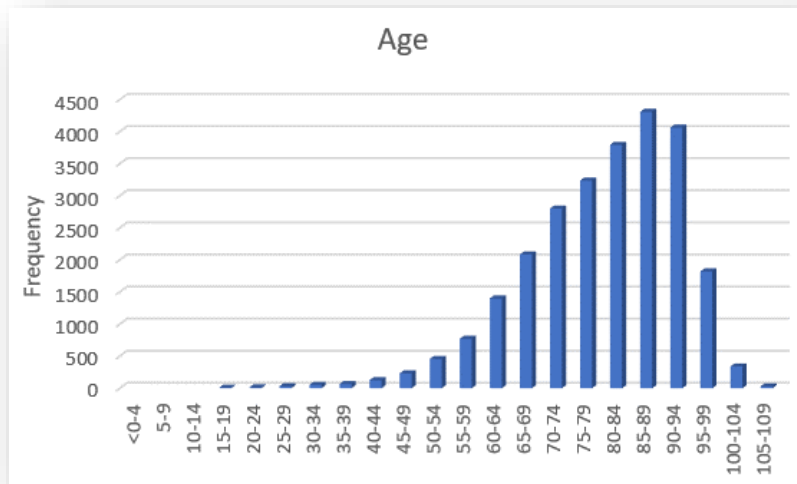
ETHNICITY

| Ethnicity | # of Deaths |
|--------------|-------------|
| Hispanic | 1,050 |
| Not Hispanic | 24,572 |



AGE

| Age | # of Deaths |
|---------|-------------|
| <0-4 | * |
| 5-9 | * |
| 10-14 | * |
| 15-19 | 8 |
| 20-24 | 13 |
| 25-29 | 30 |
| 30-34 | 54 |
| 35-39 | 65 |
| 40-44 | 125 |
| 45-49 | 232 |
| 50-54 | 456 |
| 55-59 | 771 |
| 60-64 | 1,399 |
| 65-69 | 2,085 |
| 70-74 | 2,800 |
| 75-79 | 3,235 |
| 80-84 | 3,792 |
| 85-89 | 4,307 |
| 90-94 | 4,061 |
| 95-99 | 1,820 |
| 100-104 | 339 |
| 105-109 | 28 |

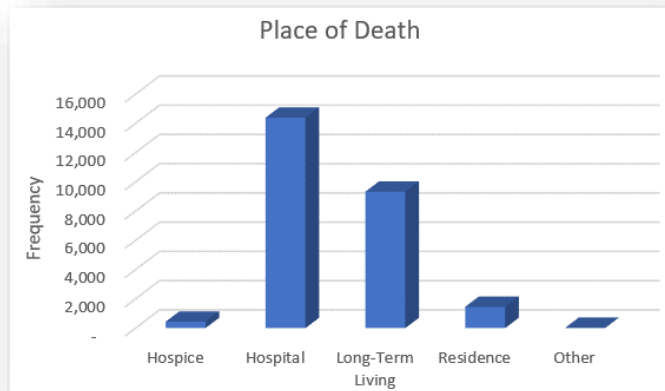


*Counts less than 5 are suppressed.

PLACE OF DEATH

Based on national standards, the place of death is categorized as shown above. The place of death of the decedent is reported by the medical certifier, such as a physician, CRNP, or coroner, based on the physical location where the death occurred.

| Place of Death | # of Deaths |
|------------------|-------------|
| Hospice | 436 |
| Hospital | 14,386 |
| Long-Term Living | 9,325 |
| Residence | 1,457 |
| Other | 18 |



COMORBIDITIES

Due to the novel nature of COVID-19, this is a list of comorbidities currently being tracked in Pennsylvania. This subset of comorbidities should not be interpreted as a list of conditions that caused an individual to be more susceptible to the disease. Since an individual may have multiple comorbidities, this count is not mutually exclusive. For instance, a decedent with hypertension and diabetes will be counted in both comorbidity types.

At the time of this reporting, approximately 37% of death records did not include comorbidity data. While medical certifiers are encouraged to include comorbidities that significantly contributed to the death, medical certifiers often underreport comorbidity data.

| Comorbidities Grouped by Classification | |
|--|-------|
| Cancer | 1,253 |
| Cardio: Congestive Heart Failure | 1,590 |
| Coronary Artery Disease | 1,798 |
| Hypertension | 3,725 |
| Immuno: HIV | 24 |
| Organ Transplant | 67 |
| Kidney: Chronic | 1,618 |
| End-Stage Renal | 409 |
| Liver: Chronic | 31 |
| Cirrhosis | 143 |
| Metabolic: Diabetes | 2,762 |
| Obesity | 615 |
| Neuro: Dementia | 4,070 |
| Parkinson's | 483 |
| Respiratory: Asthma | 186 |
| COPD | 1,795 |
| Sleep Apnea | 226 |

| Comorbidities in Descending Order | |
|--|-------|
| Neuro: Dementia | 4,070 |
| Cardio: Hypertension | 3,725 |
| Metabolic: Diabetes | 2,762 |
| Cardio: Coronary Artery Disease | 1,798 |
| Respiratory: COPD | 1,795 |
| Kidney: Chronic | 1,618 |
| Cardio: Congestive Heart Failure | 1,590 |
| Cancer | 1,253 |
| Kidney: Obesity | 615 |
| Neuro: Parkinson's | 483 |
| Metabolic: End-Stage Renal | 409 |
| Respiratory: Sleep Apnea | 226 |
| Respiratory: Asthma | 186 |
| Liver: Cirrhosis | 143 |
| Immuno: Organ Transplant | 67 |
| Liver: Chronic | 31 |
| Immuno: HIV | 24 |