

WEEKLY REPORT FOR DEATHS ATTRIBUTED TO COVID-19 ISSUED FEBRUARY 26, 2021

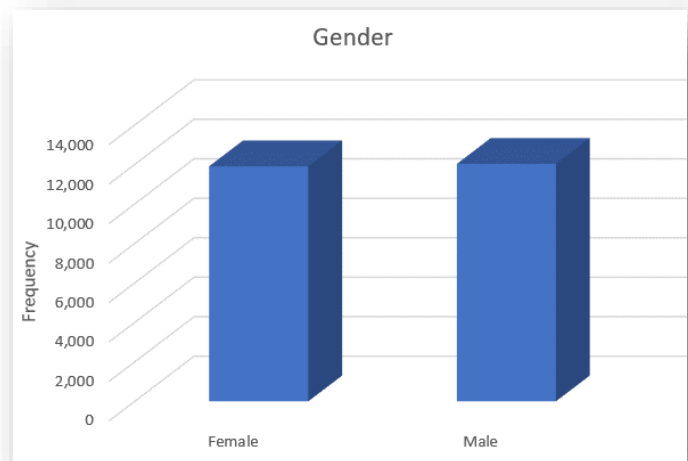
DEATHS REGISTERED: 23,937

This report is based on COVID-19 deaths that occurred in Pennsylvania. This information has been extracted from death records registered with the Department’s Vital Records Program as of 11:59 pm on December 17, 2020. Please see [State Registrar Notice \(SRN\) 2020-13](#) for detailed information regarding the reporting of these deaths. These deaths meet the CDC’s National Center for Health Statistics guidance.¹ Death records included in this report include laboratory confirmed COVID-19 deaths and clinically confirmed COVID-19 deaths.²

This death data information is considered provisional information. Due to the time associated with reporting deaths, recent death data is incomplete and only reflected in the figures below if the death record is complete. Death data will continue to be updated as additional COVID-19 deaths are registered and amended with the Vital Records Program.

GENDER

Gender	# of Deaths
Female	11,909
Male	12,028



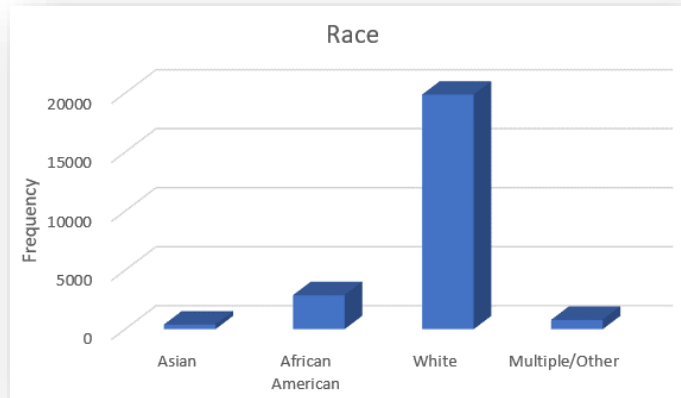
¹ https://www.cdc.gov/nchs/nvss/vsrr/covid19/tech_notes.htm

Coronavirus disease deaths are identified when coronavirus disease 2019 or COVID-19 are reported as a cause that contributed to death on the death record. These can include laboratory confirmed cases, as well as cases without laboratory confirmation.

² This report only includes deaths among individuals who may have tested positive for COVID-19 if the death record meets the criteria listed in footnote 1 above.

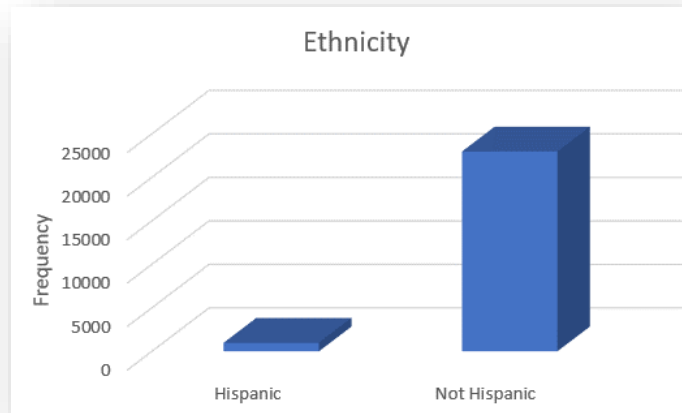
RACE

Race	# of Deaths
Asian	390
African American	2,882
White	19,873
Multiple/Other	792



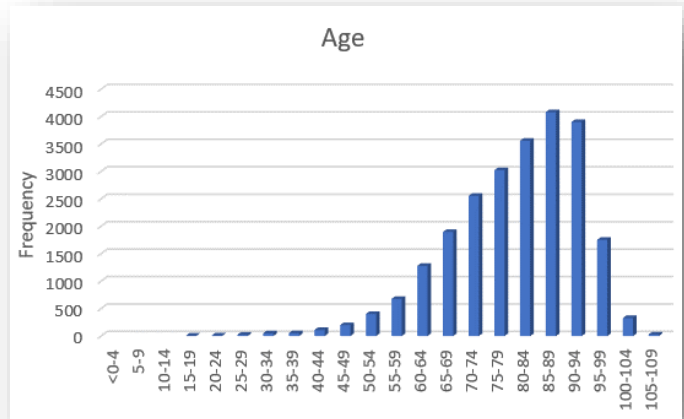
ETHNICITY

Ethnicity	# of Deaths
Hispanic	971
Not Hispanic	22,966



AGE

Age	# of Deaths
<0-4	*
5-9	*
10-14	*
15-19	7
20-24	12
25-29	24
30-34	49
35-39	52
40-44	111
45-49	199
50-54	402
55-59	677
60-64	1,278
65-69	1,897
70-74	2,556
75-79	3,023
80-84	3,559
85-89	4,080
90-94	3,900
95-99	1,753
100-104	329
105-109	28

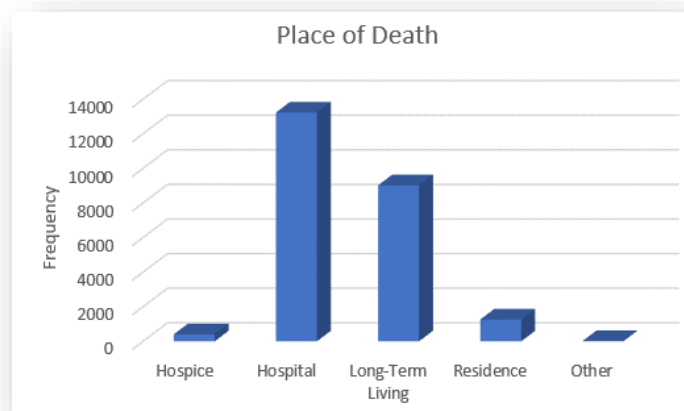


*Counts less than 5 are suppressed.

PLACE OF DEATH

Based on national standards, the place of death is categorized as shown above. The place of death of the decedent is reported by the medical certifier, such as a physician, CRNP, or coroner, based on the physical location where the death occurred.

Place of Death	# of Deaths
Hospice	407
Hospital	13,228
Long-Term Living	9,023
Residence	1,265
Other	14



COMORBIDITIES

Due to the novel nature of COVID-19, this is a list of comorbidities currently being tracked in Pennsylvania. This subset of comorbidities should not be interpreted as a list of conditions that caused an individual to be more susceptible to the disease. Since an individual may have multiple comorbidities, this count is not mutually exclusive. For instance, a decedent with hypertension and diabetes will be counted in both comorbidity types.

At the time of this reporting, approximately 37% of death records did not include comorbidity data. While medical certifiers are encouraged to include comorbidities that significantly contributed to the death, medical certifiers often underreport comorbidity data.

Comorbidities Grouped by Classification	
Cancer	1,144
Cardio: Congestive Heart Failure	1,460
Coronary Artery Disease	1,662
Hypertension	3,468
Immuno: HIV	23
Organ Transplant	59
Kidney: Chronic	1,498
End-Stage Renal	387
Liver: Chronic	29
Cirrhosis	129
Metabolic: Diabetes	2,557
Obesity	555
Neuro: Dementia	3,924
Parkinson's	462
Respiratory: Asthma	168
COPD	1,658
Sleep Apnea	204

Comorbidities in Descending Order	
Neuro: Dementia	3,924
Cardio: Hypertension	3,468
Metabolic: Diabetes	2,557
Cardio: Coronary Artery Disease	1,662
Respiratory: COPD	1,658
Kidney: Chronic	1,498
Cardio: Congestive Heart Failure	1,460
Cancer	1,144
Metabolic: Obesity	555
Neuro: Parkinson's	462
Kidney: End-Stage Renal	387
Respiratory: Sleep Apnea	204
Respiratory: Asthma	168
Liver: Cirrhosis	129
Immuno: Organ Transplant	59
Liver: Chronic	29
Immuno: HIV	23