

WEEKLY REPORT FOR DEATHS ATTRIBUTED TO COVID-19 ISSUED JANUARY 22, 2021

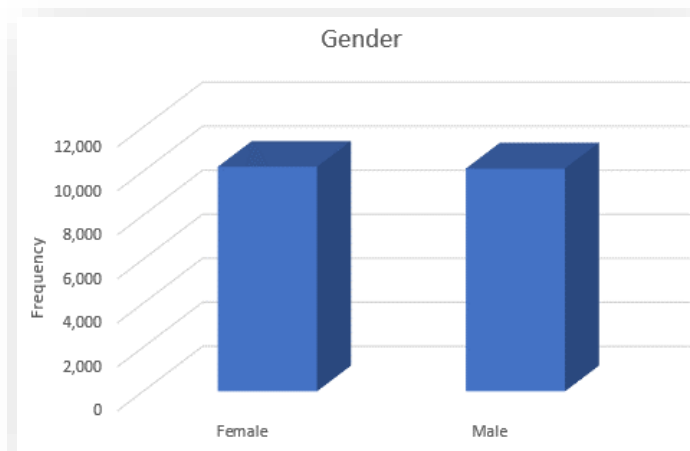
DEATHS REGISTERED: 20,321

This report is based on COVID-19 deaths that occurred in Pennsylvania. This information has been extracted from death records registered with the Department’s Vital Records Program as of 11:59 pm on December 17, 2020. Please see [State Registrar Notice \(SRN\) 2020-13](#) for detailed information regarding the reporting of these deaths. These deaths meet the CDC’s National Center for Health Statistics guidance.¹ Death records included in this report include laboratory confirmed COVID-19 deaths and clinically confirmed COVID-19 deaths.²

This death data information is considered provisional information. Due to the time associated with reporting deaths, recent death data is incomplete and only reflected in the figures below if the death record is complete. Death data will continue to be updated as additional COVID-19 deaths are registered and amended with the Vital Records Program.

GENDER

Gender	# of Deaths
Female	10,199
Male	10,122



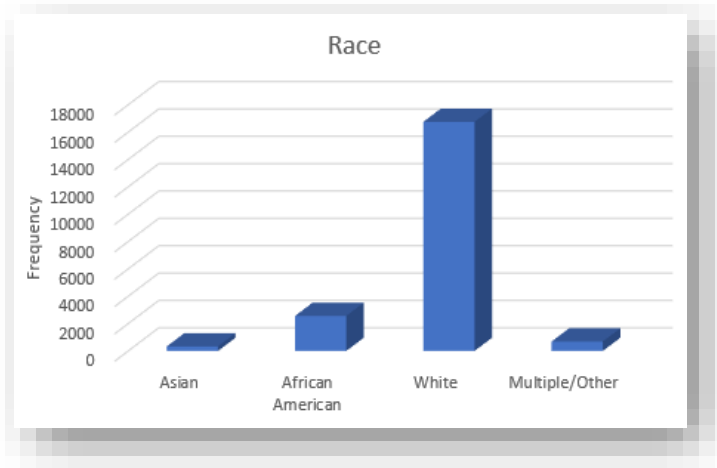
¹ https://www.cdc.gov/nchs/nvss/vsrr/covid19/tech_notes.htm

Coronavirus disease deaths are identified when coronavirus disease 2019 or COVID-19 are reported as a cause that contributed to death on the death record. These can include laboratory confirmed cases, as well as cases without laboratory confirmation.

² This report only includes deaths among individuals who may have tested positive for COVID-19 if the death record meets the criteria listed in footnote 1 above.

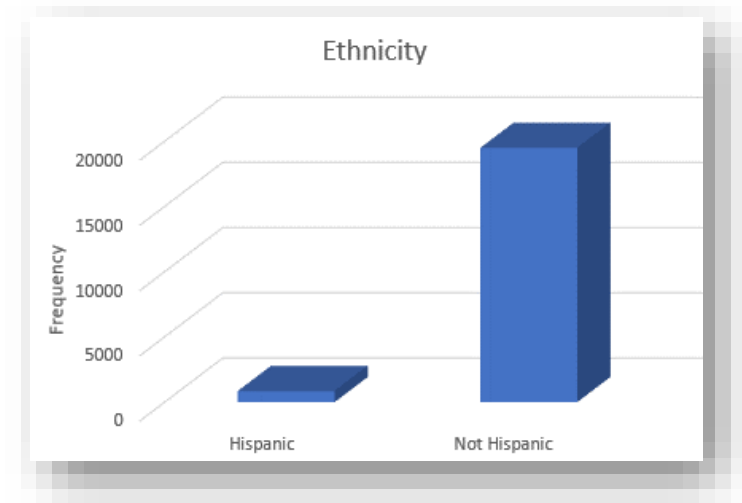
RACE

Race	# of Deaths
Asian	329
African American	2,557
White	16,747
Multiple/Other	688



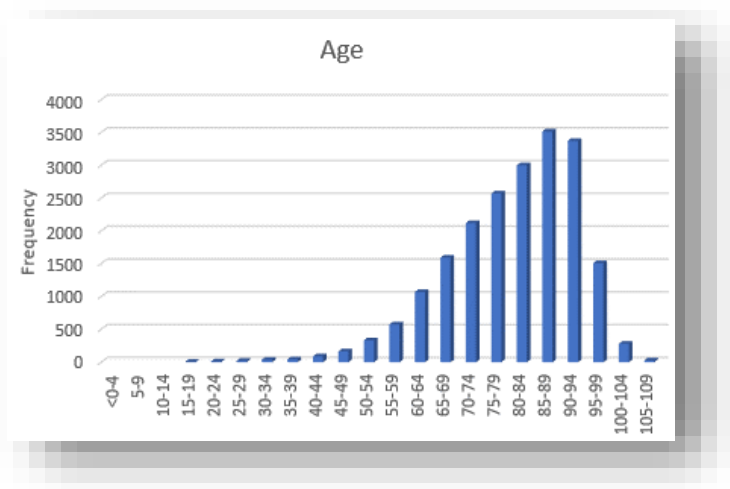
ETHNICITY

Ethnicity	# of Deaths
Hispanic	841
Not Hispanic	19,480



AGE

Age	# of Deaths
<0-4	*
5-9	*
10-14	*
15-19	6
20-24	11
25-29	20
30-34	38
35-39	42
40-44	89
45-49	163
50-54	333
55-59	575
60-64	1,068
65-69	1,591
70-74	2,119
75-79	2,568
80-84	3,000
85-89	3,514
90-94	3,371
95-99	1,509
100-104	279
105-109	25

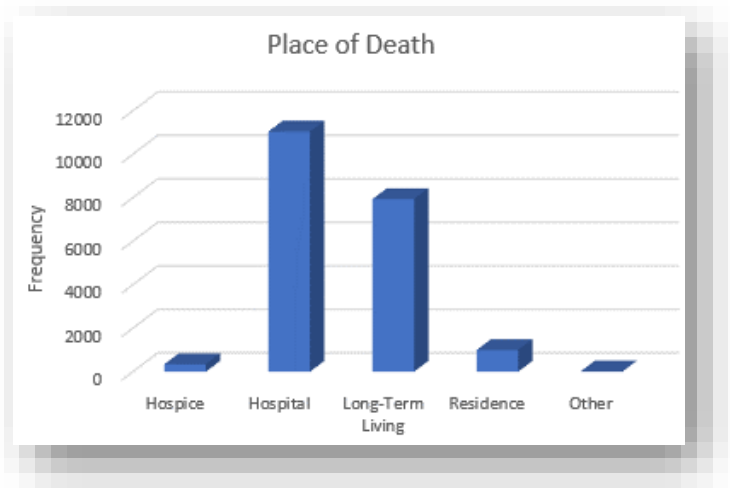


*Counts less than 5 are suppressed.

PLACE OF DEATH

Based on national standards, the place of death is categorized as shown above. The place of death of the decedent is reported by the medical certifier, such as a physician, CRNP, or coroner, based on the physical location where the death occurred.

Place of Death	# of Deaths
Hospice	339
Hospital	11,041
Long-Term Living	7,935
Residence	993
Other	13



COMORBIDITIES

Due to the novel nature of COVID-19, this is a list of comorbidities currently being tracked in Pennsylvania. This subset of comorbidities should not be interpreted as a list of conditions that caused an individual to be more susceptible to the disease. Since an individual may have multiple comorbidities, this count is not mutually exclusive. For instance, a decedent with hypertension and diabetes will be counted in both comorbidity types.

At the time of this reporting, approximately 37% of death records did not include comorbidity data. While medical certifiers are encouraged to include comorbidities that significantly contributed to the death, medical certifiers often underreport comorbidity data.

Comorbidities Grouped by Classification	
Cancer	918
Cardio: Congestive Heart Failure	1,222
Coronary Artery Disease	1,391
Hypertension	2,952
Immuno: HIV	21
Organ Transplant	42
Kidney: Chronic	1,236
End-Stage Renal	319
Liver: Chronic	23
Cirrhosis	102
Metabolic: Diabetes	2,156
Obesity	445
Neuro: Dementia	3,427
Parkinson's	398
Respiratory: Asthma	137
COPD	1,376
Sleep Apnea	164

Comorbidities in Descending Order	
Neuro: Dementia	3,427
Cardio: Hypertension	2,952
Metabolic: Diabetes	2,156
Cardio: Coronary Artery Disease	1,391
Respiratory: COPD	1,376
Kidney: Chronic	1,236
Cardio: Congestive Heart Failure	1,222
Cancer	918
Metabolic: Obesity	445
Neuro: Parkinson's	398
Kidney: End-Stage Renal	319
Respiratory: Sleep Apnea	164
Respiratory: Asthma	137
Liver: Cirrhosis	102
Immuno: Organ Transplant	42
Liver: Chronic	23
Immuno: HIV	21