

WEEKLY REPORT FOR DEATHS ATTRIBUTED TO COVID-19 ISSUED May 29, 2020

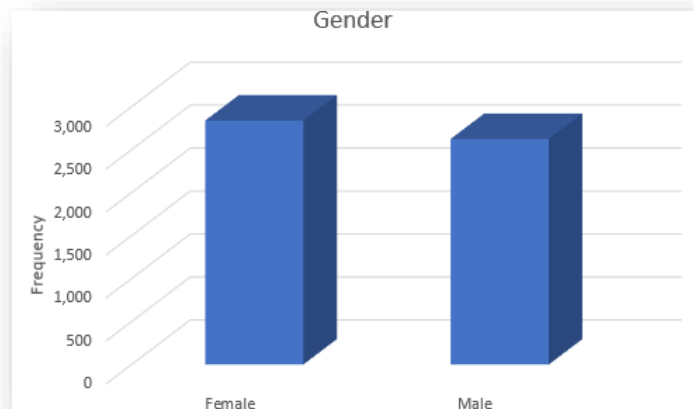
DEATHS REGISTERED: 5,464

This report is based on COVID-19 deaths that occurred in Pennsylvania. This information has been extracted from death records registered with the Department's Vital Records Program as of 11:59 pm on May 28, 2020. Please see [State Registrar Notice \(SRN\) 2020-13](#) for detailed information regarding the reporting of these deaths. These deaths meet the CDC's National Center for Health Statistics guidance.¹ Death records included in this report include laboratory confirmed COVID-19 deaths and clinically confirmed COVID-19 deaths.²

This death data information is considered provisional information. Due to the time associated with reporting deaths, recent death data is incomplete and only reflected in the figures below if the death record is complete. Death data will continue to be updated as additional COVID-19 deaths are registered and amended with the Vital Records Program.

GENDER

Gender	# of Deaths
Female	2,839
Male	2,625



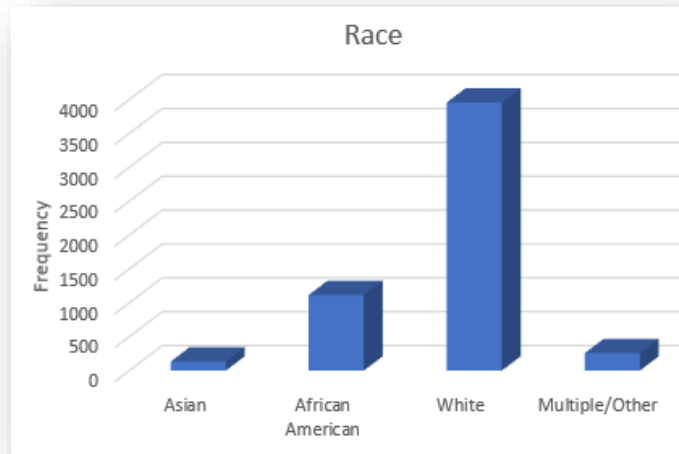
¹ https://www.cdc.gov/nchs/nvss/vsrr/covid19/tech_notes.htm

Coronavirus disease deaths are identified when coronavirus disease 2019 or COVID-19 are reported as a cause that contributed to death on the death record. These can include laboratory confirmed cases, as well as cases without laboratory confirmation.

² This report only includes deaths among individuals who may have tested positive for COVID-19 if the death record meets the criteria listed in footnote 1 above.

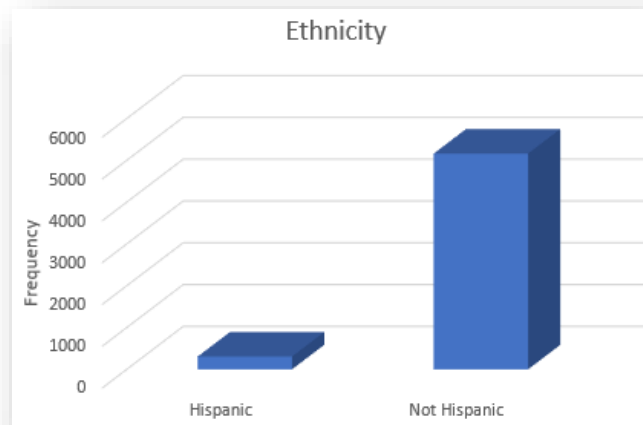
RACE

Race	# of Deaths
Asian	133
African American	1,116
White	3,958
Multiple/Other	257



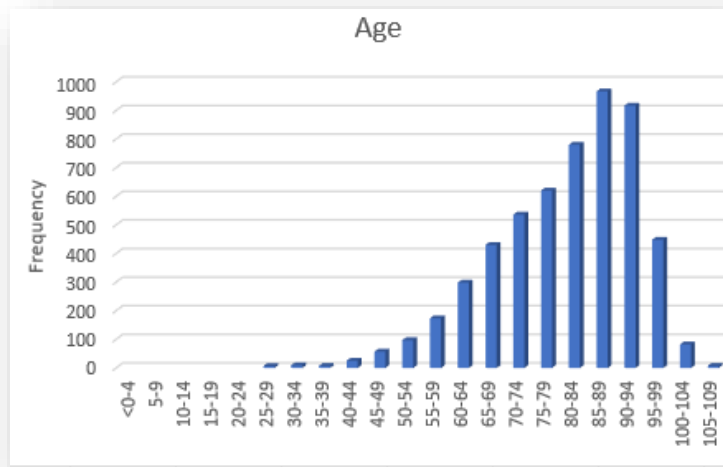
ETHNICITY

Ethnicity	# of Deaths
Hispanic	304
Not Hispanic	5,160



AGE

Age	# of Deaths
<0-4	*
5-9	*
10-14	*
15-19	*
20-24	*
25-29	6
30-34	9
35-39	7
40-44	25
45-49	57
50-54	97
55-59	173
60-64	298
65-69	430
70-74	536
75-79	620
80-84	780
85-89	967
90-94	917
95-99	448
100-104	82
105-109	7

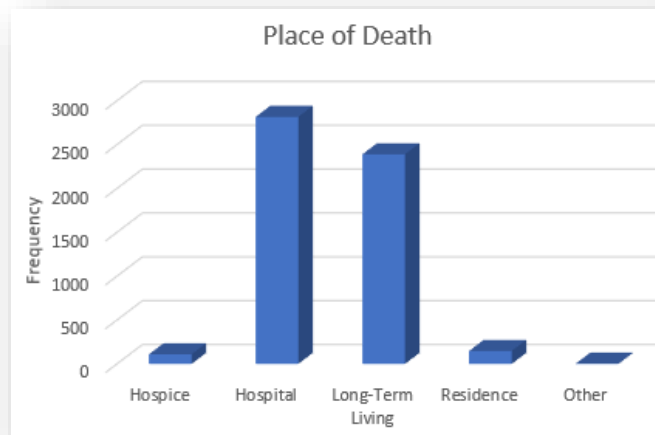


*Counts less than 5 are suppressed.

PLACE OF DEATH

Based on national standards, the place of death is categorized as shown above. The place of death of the decedent is reported by the medical certifier, such as a physician, CRNP, or coroner, based on the physical location where the death occurred.

Place of Death	# of Deaths
Hospice	109
Hospital	2,816
Long-Term Living	2,389
Residence	147
Other	3



COMORBIDITIES

Due to the novel nature of COVID-19, this is a list of comorbidities currently being tracked in Pennsylvania. This subset of comorbidities should not be interpreted as a list of conditions that caused an individual to be more susceptible to the disease. Since an individual may have multiple comorbidities, this count is not mutually exclusive. For instance, a decedent with hypertension and diabetes will be counted in both comorbidity types.

At the time of this reporting, approximately 37% of death records did not include comorbidity data. While medical certifiers are encouraged to include comorbidities that significantly contributed to the death, medical certifiers often underreport comorbidity data.

Comorbidities Grouped by Classification	
Cancer	228
Cardio: Congestive Heart Failure	369
Coronary Artery Disease	401
Hypertension	1,147
Immuno: HIV	10
Organ Transplant	12
Kidney: Chronic	380
End-Stage Renal	118
Liver: Chronic	6
Cirrhosis	25
Metabolic: Diabetes	704
Obesity	109
Neuro: Dementia	1,173
Parkinson's	146
Respiratory: Asthma	43
COPD	436
Sleep Apnea	46

Comorbidities in Descending Order	
Neuro: Dementia	1,173
Cardio: Hypertension	1,147
Metabolic: Diabetes	704
Respiratory: COPD	436
Cardio: Coronary Artery Disease	401
Kidney: Chronic	380
Cardio: Congestive Heart Failure	369
Cancer	228
Neuro: Parkinson's	146
Kidney: End-Stage Renal	118
Metabolic: Obesity	109
Respiratory: Sleep Apnea	46
Respiratory: Asthma	43
Liver: Cirrhosis	25
Immuno: Organ Transplant	12
Immuno: HIV	10
Liver: Chronic	6