

## WEEKLY REPORT FOR DEATHS ATTRIBUTED TO COVID-19 ISSUED May 17, 2020

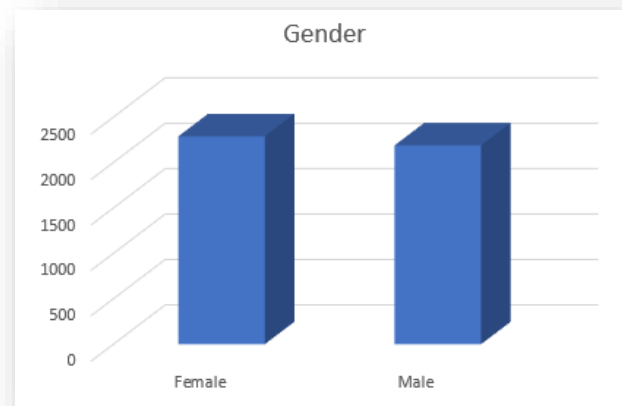
**DEATHS REGISTERED:** 4,493

This report is based on COVID-19 deaths that occurred in Pennsylvania. This information has been extracted from death records registered with the Department's Vital Records Program as of 11:59 pm on May 16, 2020. Please see [State Registrar Notice \(SRN\) 2020-13](#) for detailed information regarding the reporting of these deaths. These deaths meet the CDC's National Center for Health Statistics guidance.<sup>1</sup> Death records included in this report include laboratory confirmed COVID-19 deaths and clinically confirmed COVID-19 deaths.<sup>2</sup>

This death data information is considered provisional information. Due to the time associated with reporting deaths, recent death data is incomplete and only reflected in the figures below if the death record is complete. Death data will continue to be updated as additional COVID-19 deaths are registered and amended with the Vital Records Program.

### **GENDER**

Gender	# of Deaths	Percent
Female	2,296	51%
Male	2,197	49%



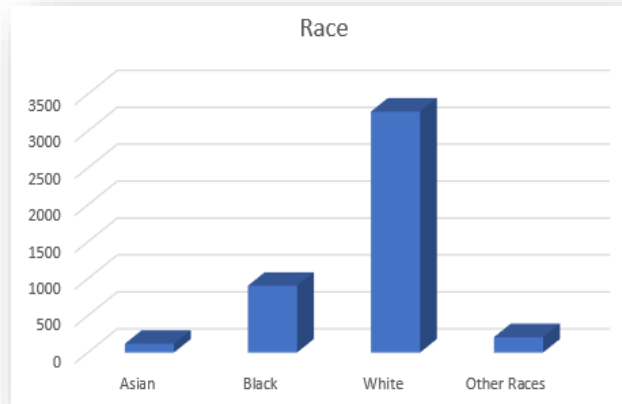
<sup>1</sup> [https://www.cdc.gov/nchs/nvss/vsrr/covid19/tech\\_notes.htm](https://www.cdc.gov/nchs/nvss/vsrr/covid19/tech_notes.htm)

Coronavirus disease deaths are identified when coronavirus disease 2019 or COVID-19 are reported as a cause that contributed to death on the death record. These can include laboratory confirmed cases, as well as cases without laboratory confirmation.

<sup>2</sup> This report only includes deaths among individuals who may have tested positive for COVID-19 if the death record meets the criteria listed in footnote 1 above.

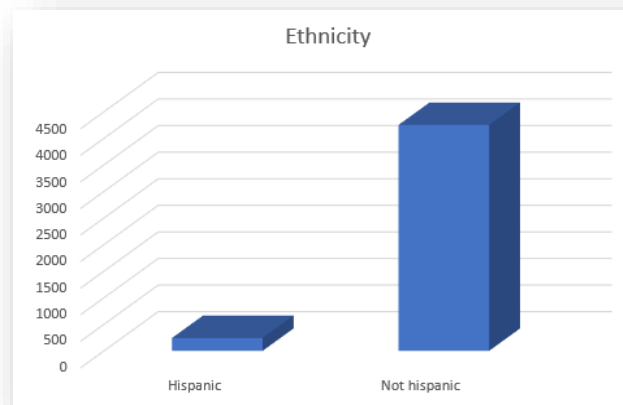
**RACE**

<b>Race</b>	<b># of Deaths</b>	<b>Percent</b>
Asian	118	2.6%
African American	904	20.1%
White	3,263	72.6%
Multiple/Other	208	4.6%



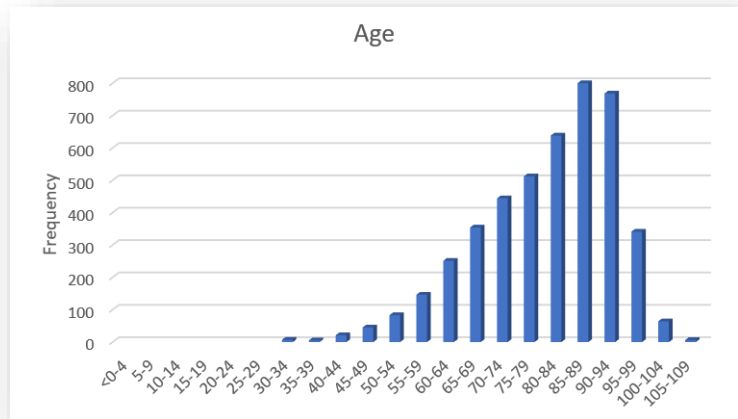
**ETHNICITY**

<b>Ethnicity</b>	<b># of Deaths</b>	<b>Percent</b>
Hispanic	242	5.4%
Not Hispanic	4,251	94.6%



**AGE**

Age	# of Deaths	Percent
<0-4	*	*
5-9	*	*
10-14	*	*
15-19	*	*
20-24	*	*
25-29	*	*
30-34	7	0.2%
35-39	5	0.1%
40-44	21	0.5%
45-49	45	1%
50-54	83	1.8%
55-59	146	3.2%
60-64	251	5.6%
65-69	354	7.9%
70-74	444	9.9%
75-79	512	11.4%
80-84	638	14.2%
85-89	800	17.8%
90-94	768	17.1%
95-99	341	7.6%
100-104	64	1.4%
105-109	6	0.1%

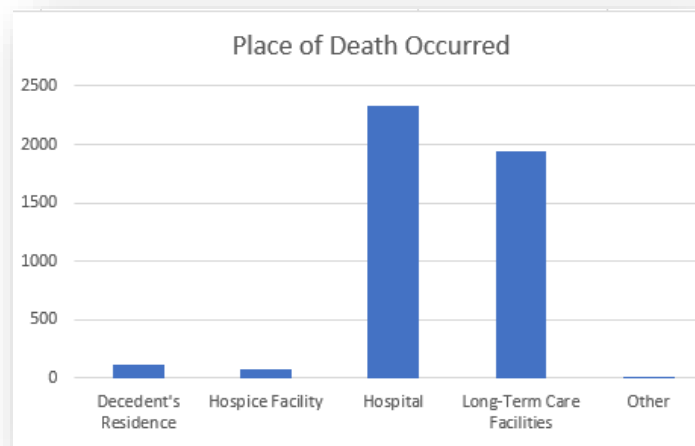


\*Counts less than 5 are suppressed.

**PLACE OF DEATH**

Based on national standards, the place of death is categorized as shown above. The place of death of the decedent is reported by the medical certifier, such as a physician, CRNP, or coroner, based on the physical location where the death occurred.

Place of Death	# of Deaths	Percent
Other	4	0.1%
Hospice	76	1.7%
Hospital	2,341	52.1%
Long-Term Living Residence	1,951	43.4%
Residence	121	2.7%



**COMORBIDITIES**

Due to the novel nature of COVID-19, this is a list of comorbidities currently being tracked in Pennsylvania. This subset of comorbidities should not be interpreted as a list of conditions that caused an individual to be more susceptible to the disease. Since an individual may have multiple comorbidities, this count is not mutually exclusive. For instance, a decedent with hypertension and diabetes will be counted in both comorbidity types.

At the time of this reporting, approximately 38% of death records did not include comorbidity data. While medical certifiers are encouraged to include comorbidities that significantly contributed to the death, medical certifiers often underreport comorbidity data.

<b>Comorbidities Grouped by Classification</b>	
Cancer	195
Cardio: Coronary Artery Disease	337
Congestive Heart Failure	319
Hypertension	974
Kidney: Chronic	321
End-Stage Renal	100
Liver: Chronic	5
Cirrhosis	22
Immuno: HIV	9
Organ Transplant	11
Metabolic: Diabetes	611
Obesity	93
Neuro: Dementia	965
Parkinson's	118
Respiratory: Asthma	34
COPD	376
Sleep Apnea	39

<b>Comorbidities in Descending Order</b>	
Cardio: Hypertension	974
Neuro: Dementia	965
Metabolic: Diabetes	611
Respiratory: COPD	376
Cardio: Coronary Artery Disease	337
Kidney: Chronic	321
Cardio: Congestive Heart Failure	319
Cancer	195
Neuro: Parkinson's	118
Kidney: End-Stage Renal	100
Metabolic: Obesity	93
Respiratory: Sleep Apnea	39
Respiratory: Asthma	34
Liver: Cirrhosis	22
Immuno: Organ Transplant	11
Immuno: HIV	9
Liver: Chronic	5