

## COVID-19 MONTHLY TRACKING REPORT FOR OCTOBER 2023

The Pennsylvania Department of Health (DOH) continues to monitor trends in clinically significant COVID-19 disease in Pennsylvania. This report includes recent trends in PA:

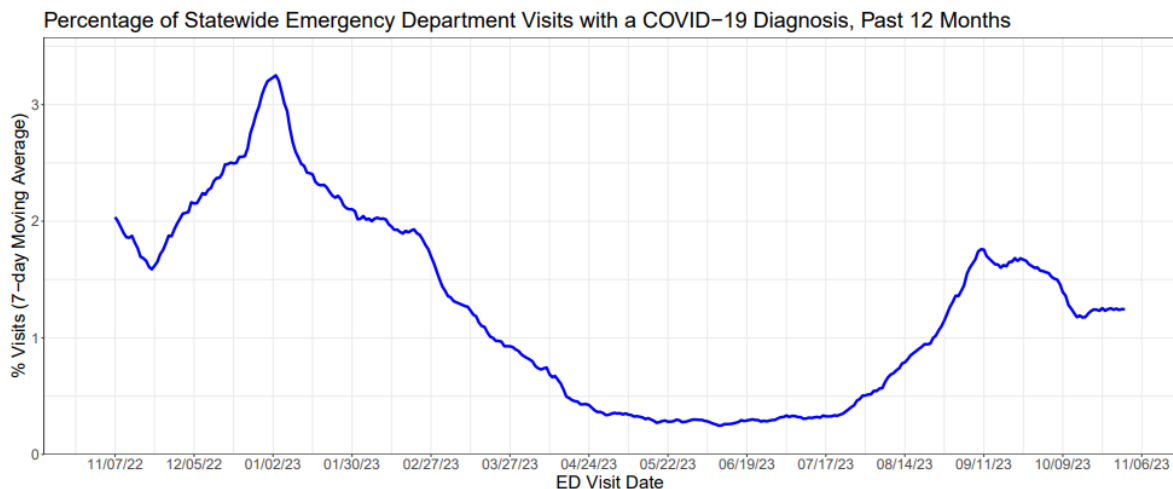
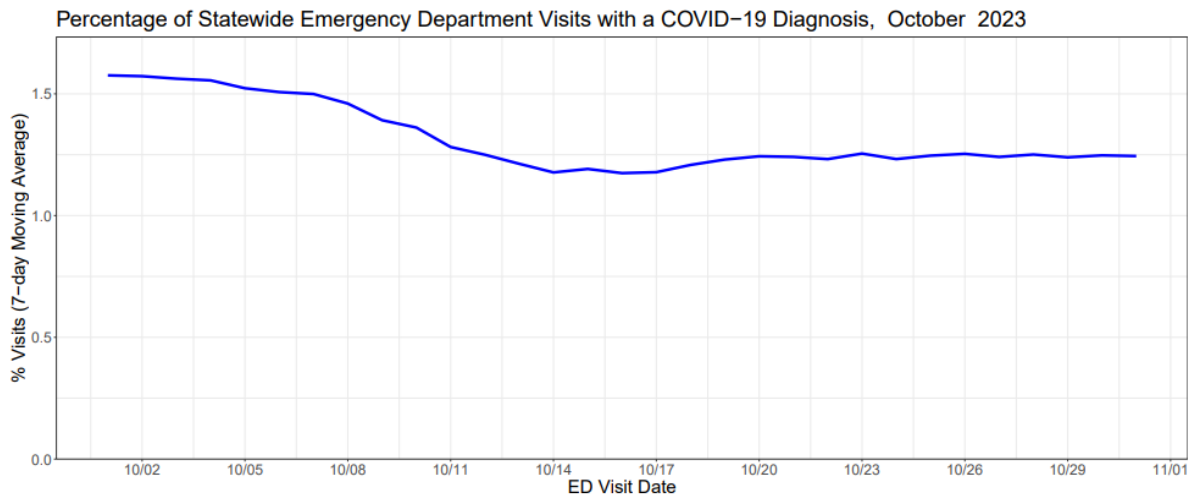
- Emergency departments visit with a diagnosis of COVID-19
- Hospitalizations for COVID-19
- Deaths attributed to COVID-19
- COVID-19 variants
- Wastewater surveillance

PA DOH also has a [Respiratory Virus Dashboard](#) which tracks trends in COVID, Flu, and RSV indicators.

### Emergency Department Visit Data:

DOH collects near-real-time Emergency Department (ED) visit data from all PA hospitals. Trends are expressed as the percent of all ED visits where the person received a COVID-19 diagnosis.

The graphs below show the percent of ED visits that resulted in a diagnosis of COVID-19 in the previous month (October 2023) and over the past 12 months (November 2022 through October 2023). For additional data on ED visits (RSV, Flu, and COVID, and the ability to filter by Region and Age range), please refer to the “Emergency Department Surveillance” tab on the [Respiratory Virus Dashboard](#).

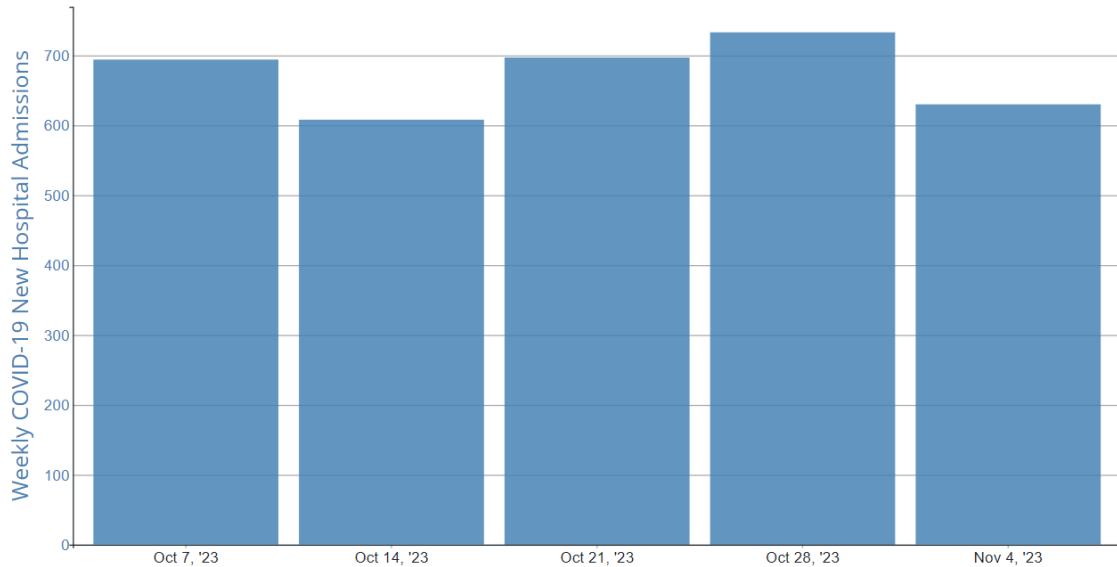


## COVID-19 Hospitalization Data:

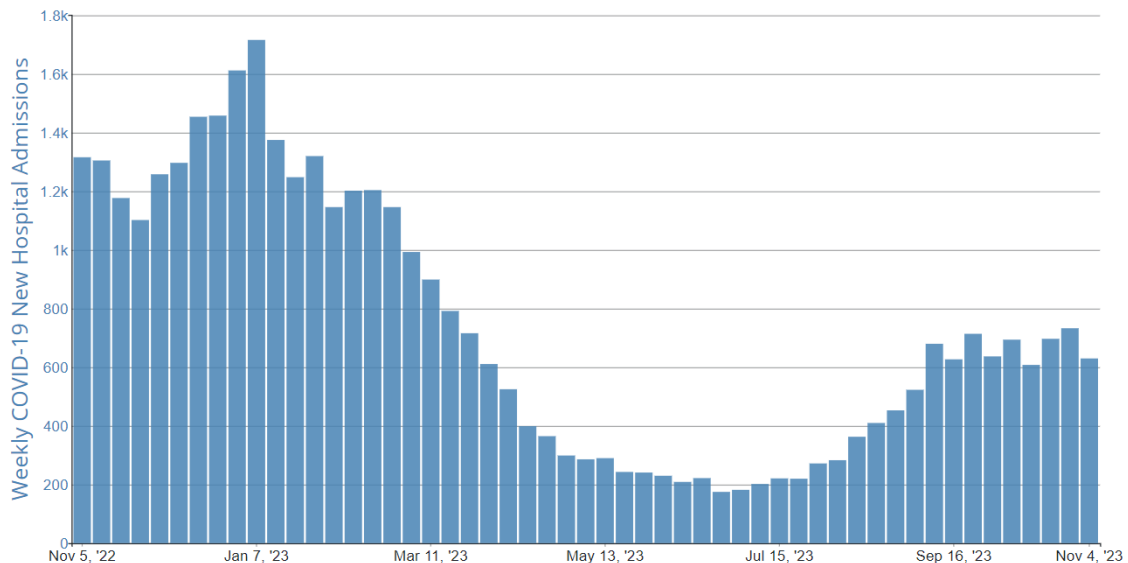
The U.S. Department of Health and Human Services requires hospitals to directly report COVID-19 admissions to them. The CDC Data Tracker website displays hospitalization and ICU census data, mapped to the county level ([https://covid.cdc.gov/covid-data-tracker/#cases\\_new-admissions-county](https://covid.cdc.gov/covid-data-tracker/#cases_new-admissions-county)). In addition to the map, trends in PA hospital admissions for COVID-19 can be found at <https://covid.cdc.gov/covid-data-tracker/#new-hospital-admissions>. Select Pennsylvania as the jurisdiction. The charts are updated weekly.

The graphs below show weekly PA COVID-19 hospitalizations for the previous month (October 2023), and over the last 12 months (November 2022 through October 2023), respectively. For all data from 2020 to present, with the ability to filter by year, refer to the “Hospitalizations” tab on the [Respiratory Virus Dashboard](#).

COVID-19 New Hospital Admissions, by Week, in Pennsylvania, Reported to CDC



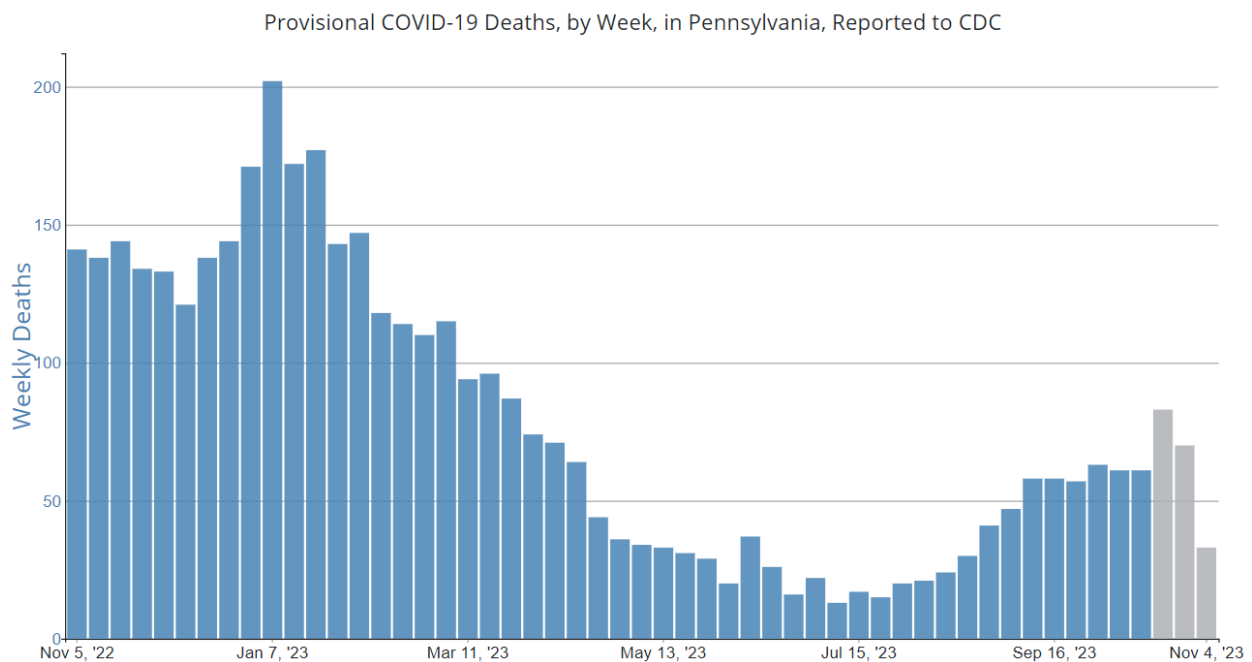
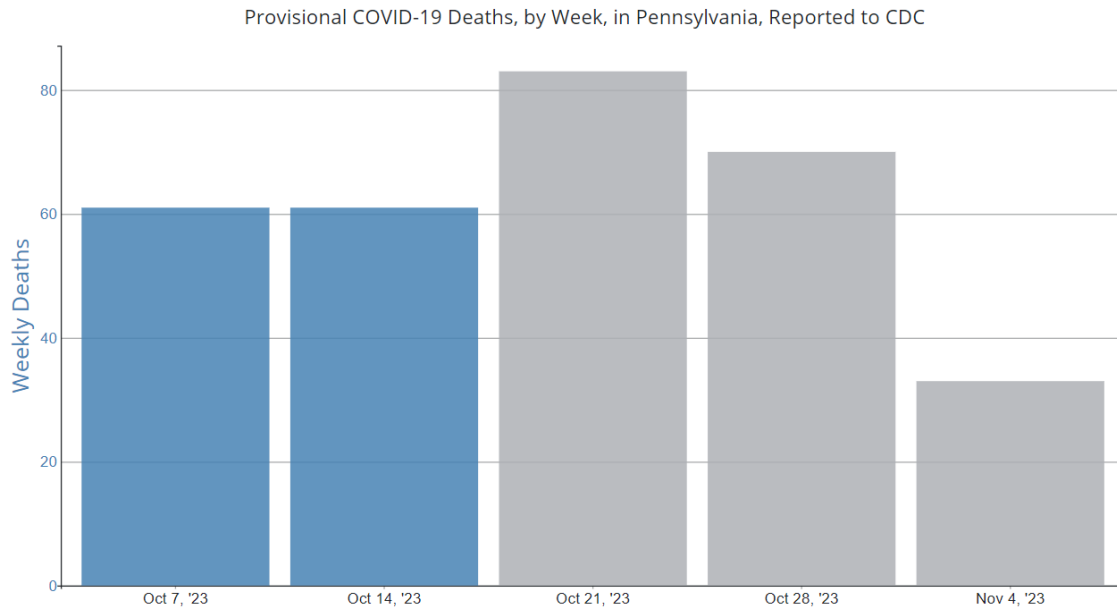
COVID-19 New Hospital Admissions, by Week, in Pennsylvania, Reported to CDC



## Trends in Provisional COVID-19 Deaths:

The National Center for Health Statistics receives all death certificates in the country and analyzes them to attribute the cause of death. Trends in PA COVID-related deaths can be found at [CDC COVID Data Tracker: Trends by Geographic Area](#). Death data by sex, age, and race/ethnicity can also be viewed by U.S. region.

The graphs below show weekly PA COVID-19 related deaths for the previous month (October 2023), and over the last 12 months (November 2022 through October 2023), respectively. For all-time data from 2020 to present, including the ability to filter by year, refer to the “Mortality” tab on the [Respiratory Virus Dashboard](#).



**Note from CDC:**

- Data during recent periods are incomplete because of the lag in time between when a death occurs and when a death certificate is completed, submitted to NCHS, and processed for reporting. This delay can range from 1 to 8 weeks or more, depending on the jurisdiction. The most recent 3 weeks of mortality counts are shaded grey and mortality rates shown as dotted lines because NVSS reporting is <95% during this period.

**COVID-19 Variant Information:**

CDC continues to post updated information on trends in COVID variants every two weeks on their Variant Proportions Nowcast page (<https://covid.cdc.gov/covid-data-tracker/#variant-proportions>). Analyses are available nationwide and at a regional level. Pennsylvania is in Region 3.

**Wastewater Data:**

The PA Wastewater Surveillance System ([PaWSS](#)) measures SARS-CoV2, the virus that causes COVID-19, in wastewater. The [PaWSS dashboard](#) is updated weekly on Monday mornings and displays trends in SARS-CoV-2 concentrations measured in wastewater samples collected at sites across PA.